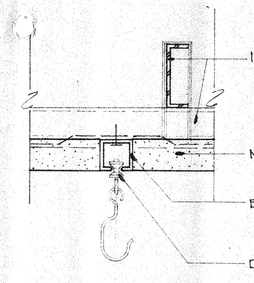

G 16 ROOM DIVIDER TRACK
1/2 SIZE

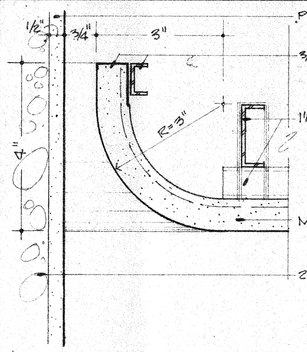

F 16 CEILING AT ROUND COL.
1/2 SIZE

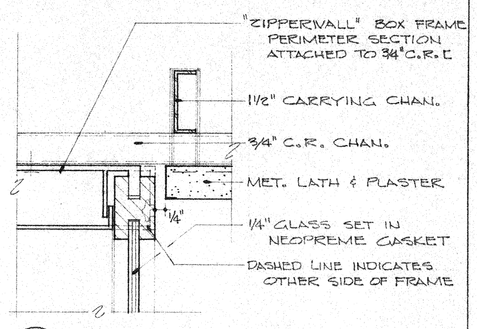

E 16 CEIL'G. AT WINDOW WALL
1/2 SIZE

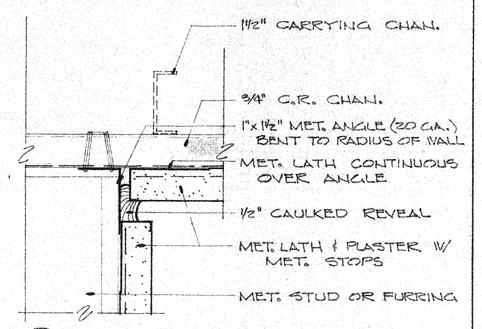

D 16 CEIL'G. AT RADIAL PARTIT'N.
1/2 SIZE

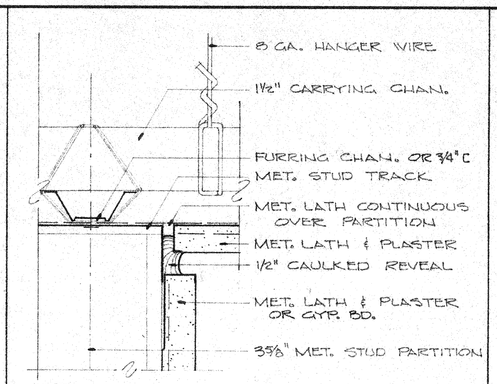

C 16 CEIL'G. AT STUD PARTIT'N.
1/2 SIZE

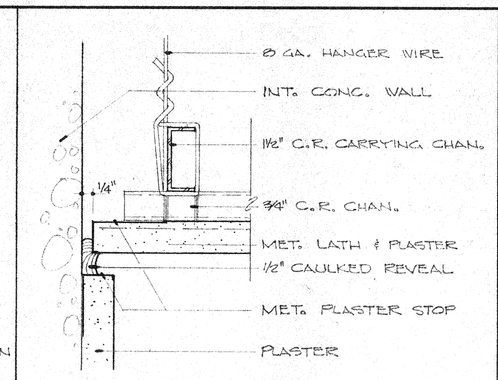

B 16 CEIL'G. AT CONC WALL
1/2 SIZE

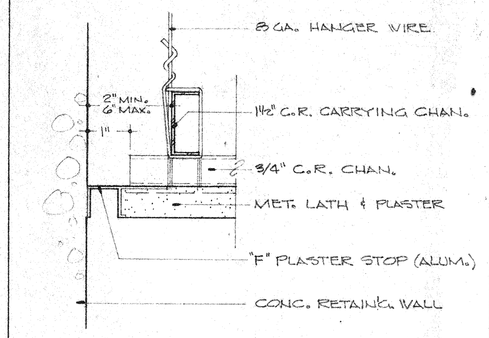

A 16 CEIL'G. AT RETAIN'G. WALL
1/2 SIZE

LEGEND:

- LIGHT FIXTURE (RECESSED OR SURFACE)
- LIGHT FIXTURE (RECESSED OR PENDANT)
- LIGHT FIXTURE (RECESSED)
- RETURN AIR GRILLE
- SUPPLY AIR DIFFUSER
- LINEAR SUPPLY AIR DIFFUSER
- ALUM./GLASS WINDOW WALL
- RETURN AIR SLOT
- VERTICAL BLINDS (DASHED LINE)
- EXPANSION CONTROL JOINT

GENERAL NOTES:

1. ALL PLASTER CEILINGS SHALL BE SUSPENDED AT A HEIGHT OF 10'-0" ABOVE FINISH FLOOR ELEVATION OR 780'-0" UNLESS OTHERWISE NOTED ON DRAWINGS OR FINISH SCHEDULE.
2. ALL CEILINGS NOTED ON FINISH SCHEDULE AS CONCRETE SHALL HAVE THE LIGHTS ATTACHED DIRECTLY TO THE UNDER-SIDE OF THE ROOF SLAB.
3. VERTICAL BLINDS SHALL BE INSTALLED IN ACCORDANCE WITH DETAIL A/A18 WHERE INDICATED ON THE PLANS BY A DASHED LINE PARALLEL TO WINDOW WALL.
4. THE CONTRACT SHALL INCLUDE APPROX. 50 CEILING ACCESS PANELS & THEY WILL BE LOCATED AT TIME OF CONSTRUCTION WITH ARCHITECTS APPROVAL (SEE DETAIL 3/A1)

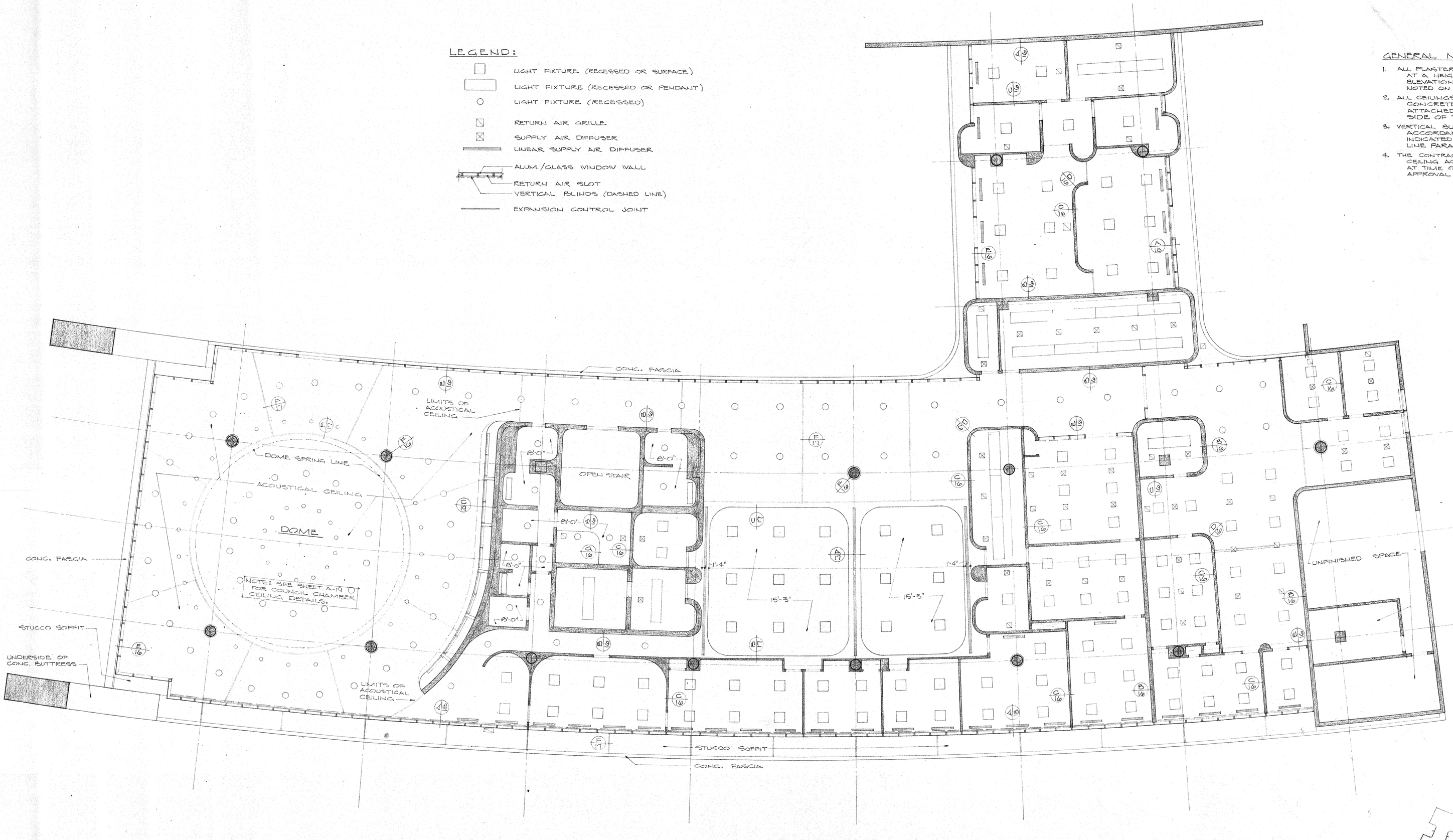

CEILING PLAN • SOUTH BLDG.
SCALE: 1/8" = 1'-0"

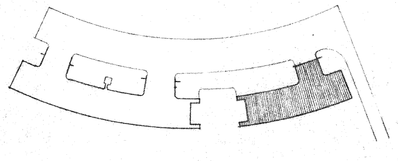

KEY PLAN

ROBERT MASON HOUVENER ARCHITECT
7780 REDSCHEL AVENUE LA JOLLA, CALIFORNIA 92037 TELE: 714/459-6869

CIVIC CENTER
CITY OF THOUSAND OAKS, CALIFORNIA

REFLECTED CEILING PLAN - SOUTH BLDG.

REVISIONS:

A16
SHT. 34