IRRIGATION IMPROVEMENT PLANS FOR:

CONEJO CREEK SOUTH PARK - BASEBALL FIELD

COUNTY OF VENTURA

1300 EAST JANSS ROAD
THOUSAND OAKS, CA. 91362

REGIONAL CONTEXT MAP N.T.S.

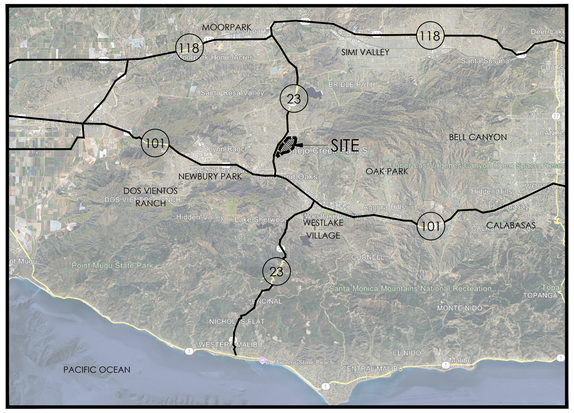

VICINITY MAP N.T.S.

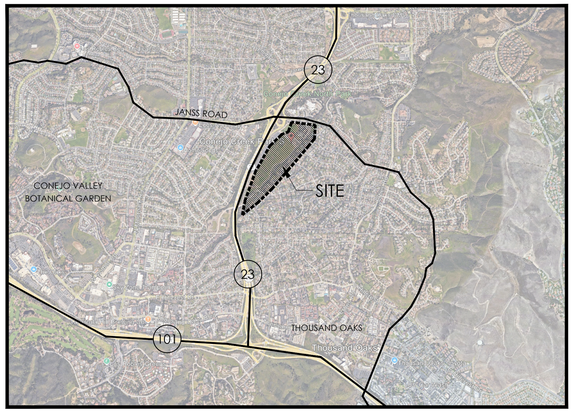

SHEET INDEX

SHEET 01	L-1.01	COVER SHEET
SHEET 02	L-1.02	IRRIGATION DEMOLITION PLAN
SHEET 03	L-1.03	IRRIGATION SITE PLAN
SHEET 04	L-2.01	IRRIGATION PLAN
SHEET 05	L-2.02	IRRIGATION PLAN
SHEET 06	L-2.11	IRRIGATION DETAILS
SHEET 07	L-2.12	IRRIGATION DETAILS

SITE & SHEETS KEY MAP 1" = 200'-0"

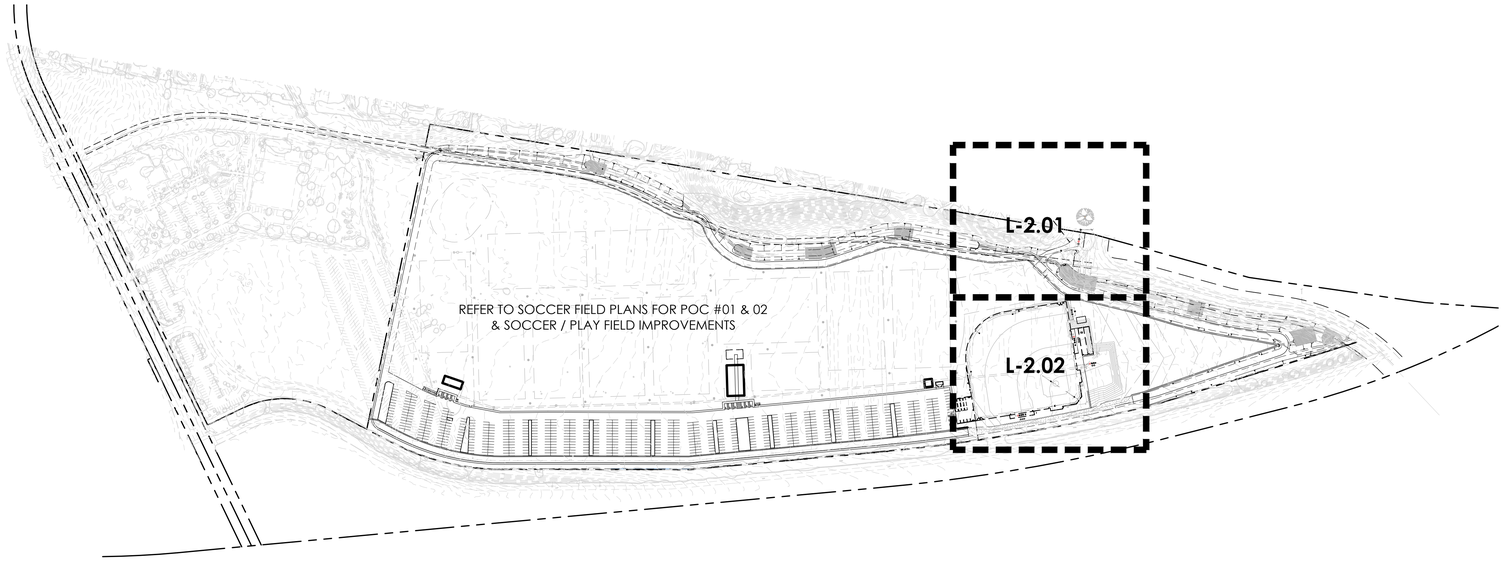

DESIGN TEAM

CONEJO RECREATION & PARK DISTRICT:
403 W. HILLCREST DRIVE
THOUSAND OAKS, CA. 91360

CONTACT: TABITHA MCATEE
PHONE: (805) 495-6471
EMAIL: TMCATEE@CRPD.ORG

LANDSCAPE ARCHITECT:
CVA DESIGN CONSULTANTS, INC.
3639 HARBOR BLVD. SUITE 202
VENTURA, CALIFORNIA 93003

CONTACT: JORDAN CRYSTAL
PHONE: (805) 232-5218
EMAIL: JCRYSTAL@CVADESIGNCONSULTANTS.COM

SYMBOLS & ABBREVIATIONS	
P.A.	PLANTER AREA
TYP.	TYPICAL
CP	CENTER POINT
CL	CENTER LINE
P.U.E.	PUBLIC UTILITY EASEMENT
S.S.E.	SANITARY SEWER EASEMENT
R.O.W.	RIGHT OF WAY
	ALIGN
X-X	CALL OUTS

cva design consultants
ADDRESS: 3639 HARBOR BLVD. SUITE 202
VENTURA, CA. 93001
PHONE: (805) 232-5218
EMAIL: JCRYSTAL@CVADESIGNCONSULTANTS.COM
WEB ADDRESS: WWW.CVADESIGNCONSULTANTS.COM

CLIENT:
Conejo Recreation & Park District

PROJECT NAME:
CONEJO CREEK SOUTH PARK

PROJECT ADDRESS:
1300 EAST JANSS ROAD
THOUSAND OAKS, CA. 91362

NOTES:	DATE:
DESIGN REVIEW	10/08/2025
DESIGN REVIEW	12/16/2025
FINAL REVIEW	03/02/2026
CONSTRUCTION SET	03/20/2026
CONSTRUCTION SET	06/26/2026

LICENSED LANDSCAPE ARCHITECT
JORDAN T. CRYSTAL
Signature
NOV. 30, 2028
Renewal Date
JUNE 26, 2026
Date
STATE OF CALIFORNIA

SHEET TITLE:
COVER SHEET

DATE:	06/26/2026
SCALE:	NA
DRAWN BY:	JC
JOB NUMBER:	C-20250829-01
SHEET:	

L-1.01

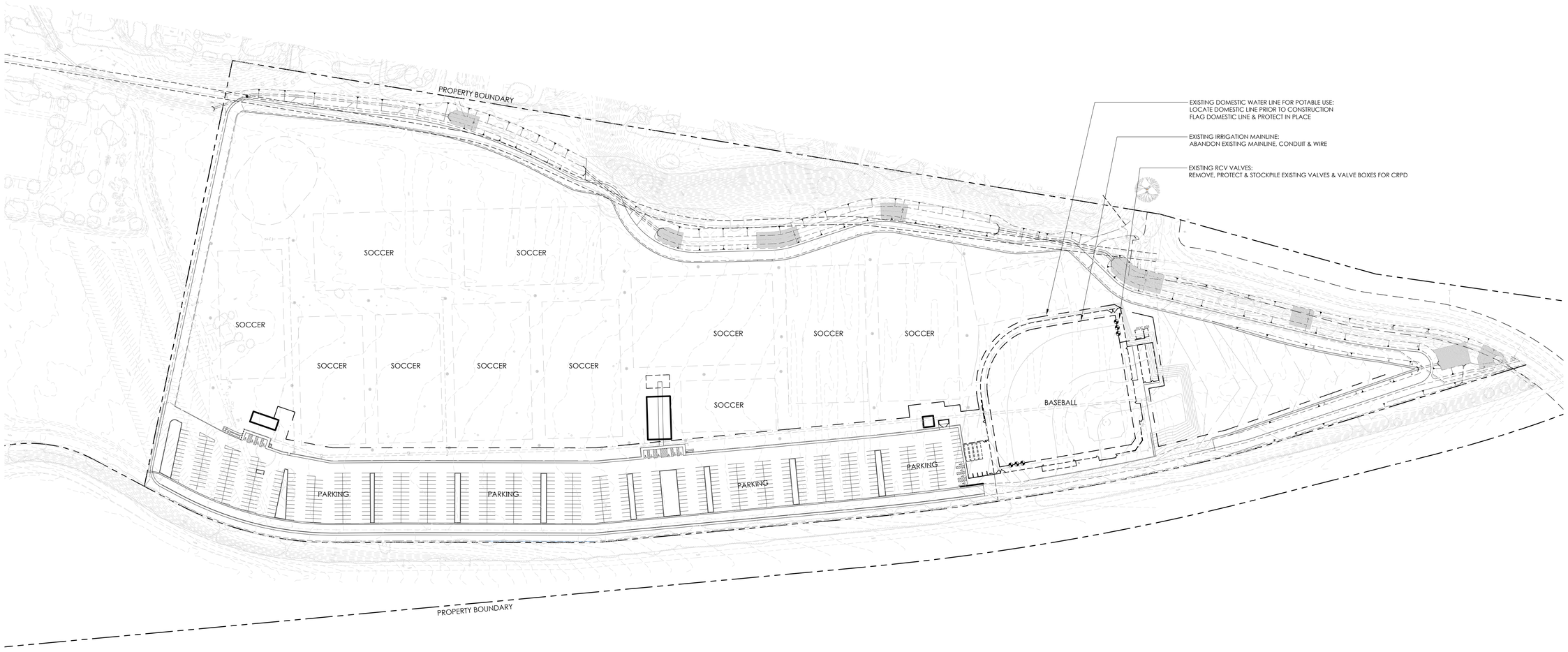

DEMOLITION NOTES:

1. MEET ONSITE WITH CRPD & PRIOR TO CONSTRUCTION, CONFIRM EXISTING IRRIGATION EQUIPMENT TO BE ABANDONED, REMOVED & RECYCLED
2. IDENTIFY, FLAG & AVOID CONSTRUCTION CONFLICTS WITH EXISTING UTILITIES, EXISTING STRUCTURES, EXISTING TREES AND ROOTS
3. REMOVE ALL EXISTING VALVES & VALVE EQUIPMENT (RCV VALVES, GATE VALVES, BALL VALVES, QUICK COUPLERS, WIRE BUNDLES & VALVE BOXES)
4. COORDINATE EXISTING MATERIAL & EQUIPMENT TO BE RECYCLED WITH CRPD
5. DISPOSE OF REMAINING EXISTING MATERIAL & EQUIPMENT OFFSITE
6. EXISTING IRRIGATION MAINLINE SHALL BE ABANDONED

NORTH

SCALE: 1" = 100'-0"

0' 25' 50' 75' 100' 150' 200' 300'

cva design consultants

ADDRESS: 3639 HARBOR BLVD. SUITE 202
VENTURA, CA. 93001
PHONE: (805) 232-5218
EMAIL: JCRYSTAL@CVADESIGNCONSULTANTS.COM
WEB ADDRESS: WWW.CVADESIGNCONSULTANTS.COM

CLIENT:

Conejo Recreation & Park District

PROJECT NAME:
CONEJO CREEK SOUTH PARK

PROJECT ADDRESS:
1300 EAST JANSS ROAD
THOUSAND OAKS, CA. 91362

NOTES:	DATE:
DESIGN REVIEW	10/08/2025
DESIGN REVIEW	12/16/2025
FINAL REVIEW	03/02/2026
CONSTRUCTION SET	03/20/2026
CONSTRUCTION SET	06/26/2026

LICENSED LANDSCAPE ARCHITECT
JORDAN T. CRYSTAL
Jordan T. Crystal
Signature
NOV. 30, 2028
Renewal Date
JUNE 26, 2026
Date
STATE OF CALIFORNIA

SHEET TITLE:
IRRIGATION
DEMOLITION PLAN

DATE:	06/26/2026
SCALE:	1" = 100'-0"
DRAWN BY:	JC
JOB NUMBER:	C-20250829-01

SHEET:

L-1.02

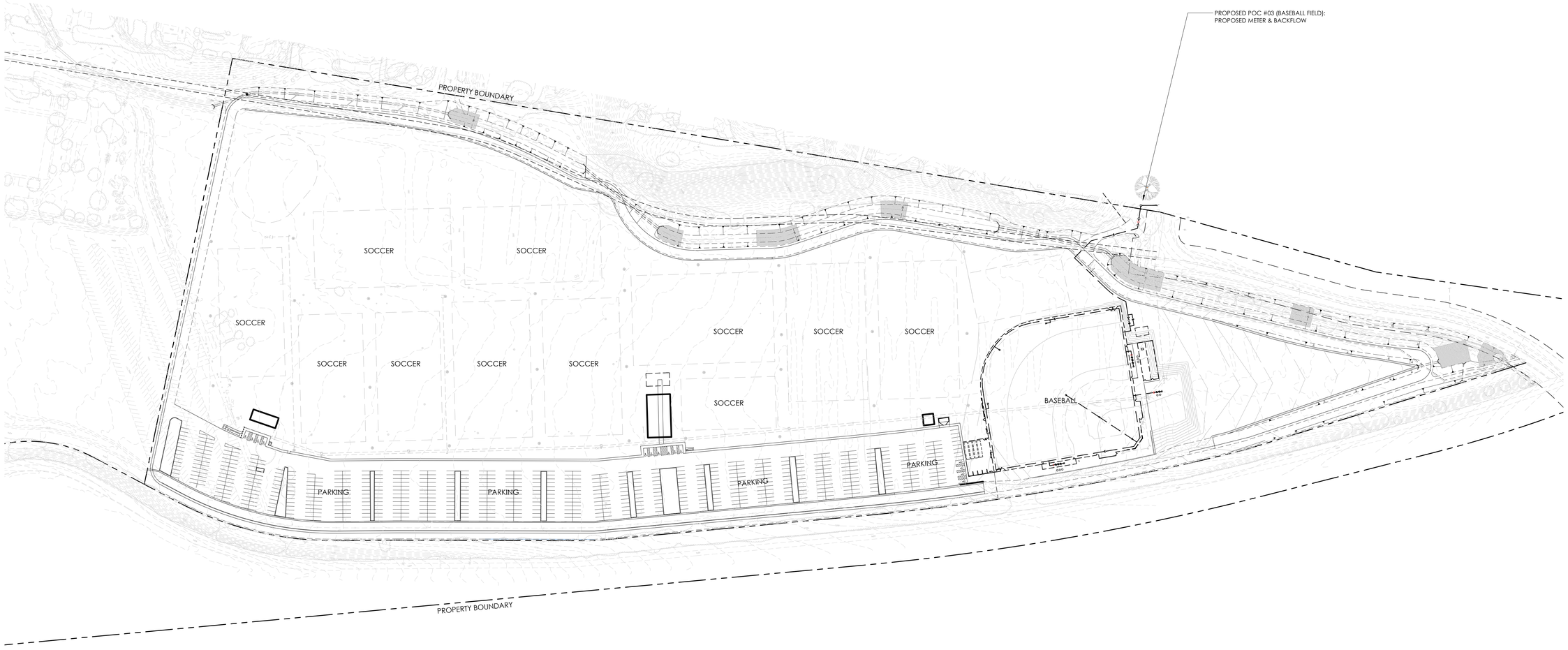

NORTH

SCALE: 1" = 100'-0"

0' 25' 50' 75' 100' 150' 200' 300'

cva design consultants

ADDRESS: 3639 HARBOR BLVD. SUITE 202
VENTURA, CA. 93001
PHONE: (805) 232-5218
EMAIL: JCRYSTAL@CVADESIGNCONSULTANTS.COM
WEB ADDRESS: WWW.CVADESIGNCONSULTANTS.COM

CLIENT:

Conejo Recreation & Park District

PROJECT NAME:
CONEJO CREEK SOUTH PARK

PROJECT ADDRESS:
1300 EAST JANSS ROAD
THOUSAND OAKS, CA. 91362

NOTES:	DATE:
DESIGN REVIEW	10/08/2025
DESIGN REVIEW	12/16/2025
FINAL REVIEW	03/02/2026
CONSTRUCTION SET	03/20/2026
CONSTRUCTION SET	06/26/2026

LICENSED LANDSCAPE ARCHITECT
JORDAN T. CRYSTAL
Jordan T. Crystal
Signature
NOV. 30, 2028
Renewal Date
JUNE 26, 2026
Date
STATE OF CALIFORNIA

SHEET TITLE:
IRRIGATION
SITE PLAN

DATE:	06/26/2026
SCALE:	1" = 100'-0"
DRAWN BY:	JC
JOB NUMBER:	C-20250829-01

SHEET:

L-1.03

IRRIGATION NOTES:

1. PRE-CONSTRUCTION & MOBILIZATION:
   - CONTRACTOR SHALL WALK THE SITE & TAKE INVENTORY, CONFIRM EXISTING CONDITIONS PRIOR TO ASSEMBLING PROPOSAL & PRIOR TO CONSTRUCTION
   - FLAG & CONFIRM WITH CRPD PRECISE LOCATION OF ALL PROPOSED IRRIGATION EQUIPMENT PRIOR TO CONSTRUCTION
   - IDENTIFY & FLAG & AVOID CONSTRUCTION CONFLICTS WITH EXISTING UTILITIES, EXISTING STRUCTURES, AND EXISTING TREES / ROOTS
   - PROVIDE MATERIAL SUBMITTALS FOR APPROVAL WITH CRPD PRIOR TO CONSTRUCTION
2. WIRE & CONDUIT:
   - INSTALL 14 GAUGE FULL TWO WIRE RUNS WITH NO SPLICING
   - INSTALL 1" CONDUIT FOR ALL TWO-WIRE RUNS & SWEEPS @ CROSSINGS
   - INSTALL PULL BOX @ APPROXIMATELY EVERY 1000'
   - INSTALL GROUNDING RODS @ APPROXIMATELY EVERY 500'
3. VALVE BOXES:
   - INSTALL (1) "GREEN" NDS PRO-SPEC 314BCB 14" X 19" RECTANGULAR VALVE BOX WITH OVERLAPPING BOLT DOWN COVER @ EACH INDIVIDUAL RCV VALVE, MASTER VALVES, FLOW SENSORS & FERT TANKS
   - INSTALL (1) "GREEN" NDS PRO-SPEC 311BCB 10" ROUND VALVE BOX WITH OVERLAPPING BOLT DOWN COVER @ EACH QUICK COUPLER
   - INSTALL (1) "GREEN" NDS PRO-SPEC 311BCB 10" ROUND VALVE BOX WITH OVERLAPPING BOLT DOWN COVER @ EACH GATE VALVE
   - INSTALL (1) "SAND" NDS PRO-SPEC 311BCB 10" ROUND VALVE BOX WITH OVERLAPPING BOLT DOWN COVER @ EACH DOMESTIC QUICK COUPLER
   - STAMP & TAG ALL VALVE BOXES
4. IRRIGATION MAINLINE (1-2 1/2"):
   - 1"-2 1/2" MAINLINE SHALL BE JM EAGLE PVC CLASS 315 WITH SOLVENT-WELD CONNECTIONS
   - FITTINGS SHALL BE SPEARS SCHEDULE 80 PVC SOLVENT-WELD FITTINGS
   - CONNECTIONS BETWEEN MAINLINES AND VALVES SHALL BE MADE WITH SCHEDULE 80 PVC (THREADED BOTH ENDS) NIPPLES AND FITTINGS
   - SOLVENT WELD FITTINGS SHALL BE SCHEDULE 40 PVC SOLVENT-WELD FITTINGS AS APPROVED BY THE
   - CONCRETE THRUST BLOCKING IS REQUIRED WHERE PIPE IS SOLVENT WELDED
   - IRRIGATION MAINLINE PIPE SHALL HAVE A MINIMUM COVER OF 24 INCHES
5. IRRIGATION MAINLINE (3" & LARGER):
   - 3" & LARGER IRRIGATION MAINLINE SHALL BE PACIFIC PLASTICS IPS GASKETED WHITE SDR21 PVC PLASTIC PIPE WITH LEEMCO GASKETED PUSH ON DUCTILE IRON FITTINGS, AND MECHANICAL JOINT RESTRAINTS
   - ALL CHANGES OF DIRECTION AND REDUCTIONS ARE TO BE MECHANICALLY RESTRAINED
   - ADDITIONAL ADJACENT JOINTS ARE TO BE RESTRAINED
   - GATE VALVES SHALL BE MECHANICALLY RESTRAINED, SPIGOT X BELL FOR ALL CONNECTIONS AT FITTINGS AND BELL X BELL FOR INLINE APPLICATIONS
   - IRRIGATION MAINLINE PIPE SHALL HAVE A MINIMUM COVER OF 24 INCHES
   - REFER TO MANUFACTURER SPECIFICATIONS FOR INSTALLATION
   - CONTACT LEEMCO SPECIFICATIONS REPRESENTATIVE TIM BRENNER (661) 645-4025
6. BACKFILL:
   - INSTALL 8" DEPTH WASHED SAND ON TOP OF PIPE
   - INSTALL AGROMIN "NATIVE SOIL MIX" AS BACKFILL
   - EXPORT CUT & EXCAVATED EXCESS SOIL OFFSITE
   - INSTALL SOUTHLAND "MARATHON II" TURF SEED ON ALL BACKFILL
7. POST CONSTRUCTION:
   - CONTRACTOR SHALL MEET WITH CRPD & PROGRAM CONTROLLER & VALVES WITH DECODERS
   - CONTRACTOR SHALL PRESSURE TEST IRRIGATION SYSTEM FOR LEAKS PRIOR TO OPERATION
   - CONTRACTOR SHALL CLEAR OUT MAINLINE DEBRIS PRIOR TO RUNNING SYSTEM
8. TRENCHING @ IRRIGATION CROSSINGS & EXISTING HARDSCAPE:
   - SAWCUT EXISTING HARDSCAPE @ IRRIGATION CROSSINGS
   - REPLACE IN KIND EXISTING HARDSCAPE MATERIALS

IRRIGATION SCHEDULE

SYMBOL	MANUFACTURER/MODEL/DESCRIPTION	QTY
	REMOTE CONTROL VALVE 1" MANUFACTURER - GRISWOLD MODEL - 2000 NORMALLY CLOSED, EPOXY COATING	2
	REMOTE CONTROL VALVE 2" MANUFACTURER - GRISWOLD MODEL - 2000 NORMALLY CLOSED, EPOXY COATING	6
	QUICK COUPLING VALVE 1" MANUFACTURER - RAIN BIRD MODEL - 44-RC	11
	GATE VALVE - ISOLATION VALVE MANUFACTURER - KINGER MODEL - AWWA C509 FLANGED RESILIENT NRS (JHZ45XQ) SIZE - 6"	6
	GATE VALVE - MANIFOLD MANUFACTURER - KINGER MODEL - AWWA C509 FLANGED RESILIENT NRS (JHZ45XQ) SIZE - 6"	3
M	MASTER VALVE 3" MANUFACTURER - GRISWOLD MODEL - 2000 NORMALLY CLOSED, EPOXY COATING	1
BF	BACKFLOW PREVENTER 2" MANUFACTURER - FEBCO MODEL - 825Y	1
C-S	IRRIGATION CONTROLLER MANUFACTURER - TORO / RAIN MASTER MODEL - EAGLE PLUS EGP-TW-SPED 2-WIRE PEDESTAL - CPLB-TW-3 TOP OPENING PLASTIC PEDESTAL	1
D	DECODER MANUFACTURER - RAIN MASTER MODEL - EAGLE PLUS 2-WIRE VALVE DECODER TW-D-1	8
FS	FLOW SENSOR 6" MANUFACTURER -FLOMEC MODEL - QS200 ULTRASONIC FM SADDLE (146090-01)	1
F	FERTILIZING SYSTEM MANUFACTURER - EZ-FLO MODEL - EZ025-HC	1
M	WATER METER 2" CITY OF THOUSAND OAKS	1
POC #3	POINT OF CONNECTION 6" PROPOSED POC	1
	IRRIGATION MAINLINE: PVC SDR 21 MANUFACTURER - PACIFIC PLASTICS	2,285 LF

Valve Callout

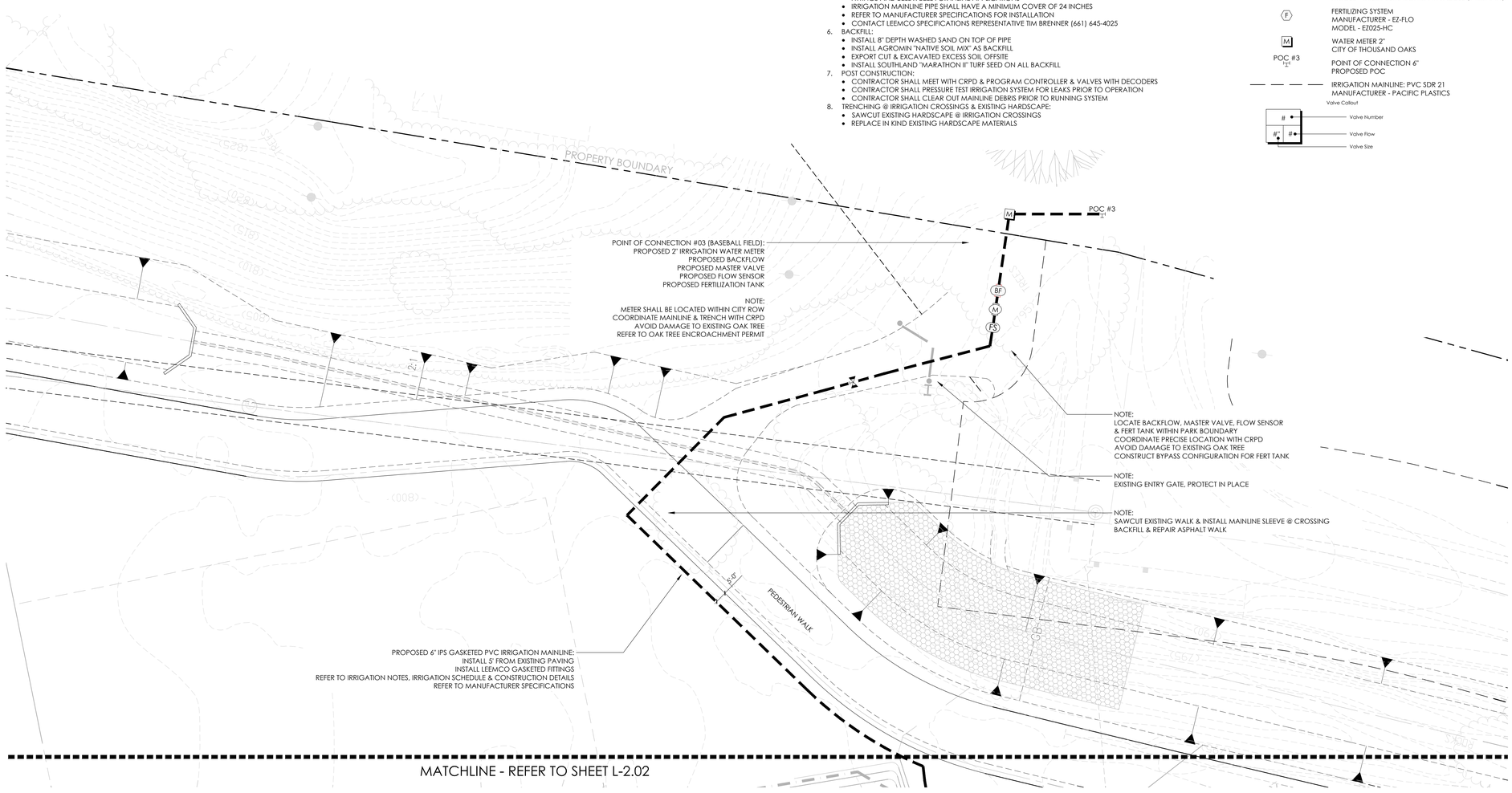

NORTH

SCALE: 1" = 20'-0"

0' 5' 10' 15' 20' 30' 40' 60'

cva design consultants

ADDRESS: 3639 HARBOR BLVD. SUITE 202
VENTURA, CA. 93001
PHONE: (805) 232-5218
EMAIL: JCRYSTAL@CVADESIGNCONSULTANTS.COM
WEB ADDRESS: WWW.CVADESIGNCONSULTANTS.COM

CLIENT:

Conejo Recreation & Park District

PROJECT NAME:
CONEJO CREEK SOUTH PARK

PROJECT ADDRESS:
1300 EAST JANSS ROAD
THOUSAND OAKS, CA. 91362

NOTES:	DATE:
DESIGN REVIEW	10/08/2025
DESIGN REVIEW	12/16/2025
FINAL REVIEW	03/02/2026
CONSTRUCTION SET	03/20/2026
CONSTRUCTION SET	06/26/2026

LICENSED LANDSCAPE ARCHITECT
JORDAN T. CRYSTAL
Jordan T. Crystal
Signature
NOV. 30, 2026
Renewal Date
JUNE 26, 2026
Date
STATE OF CALIFORNIA

SHEET TITLE:
IRRIGATION PLAN

DATE:	06/26/2026
SCALE:	1" = 20'-0"
DRAWN BY:	JC
JOB NUMBER:	C-20250829-01

SHEET:

L-2.01

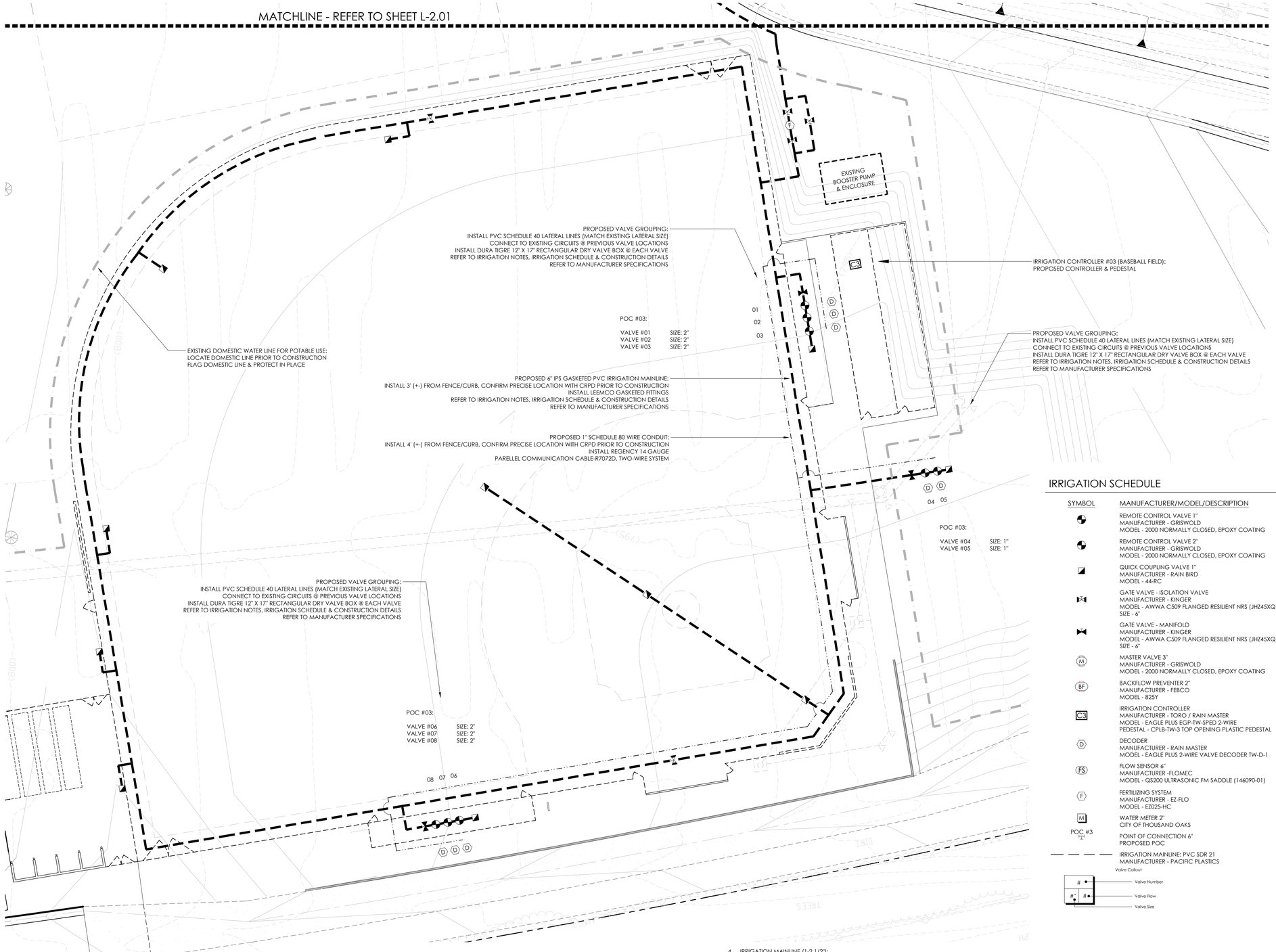

IRRIGATION SCHEDULE

SYMBOL	MANUFACTURER/MODEL/DESCRIPTION	QTY
	REMOTE CONTROL VALVE 1" MANUFACTURER - GRISWOLD MODEL - 2000 NORMALLY CLOSED, EPOXY COATING	2
	REMOTE CONTROL VALVE 2" MANUFACTURER - GRISWOLD MODEL - 2000 NORMALLY CLOSED, EPOXY COATING	6
	QUICK COUPLING VALVE 1" MANUFACTURER - RAIN BIRD MODEL - 44-RC	11
	GATE VALVE - ISOLATION VALVE MANUFACTURER - KINGER MODEL - AWWA C509 FLANGED RESILIENT NRS (JHZ45XQ) SIZE - 6"	6
	GATE VALVE - MANIFOLD MANUFACTURER - KINGER MODEL - AWWA C509 FLANGED RESILIENT NRS (JHZ45XQ) SIZE - 6"	3
M	MASTER VALVE 3" MANUFACTURER - GRISWOLD MODEL - 2000 NORMALLY CLOSED, EPOXY COATING	1
BF	BACKFLOW PREVENTER 2" MANUFACTURER - FEBCO MODEL - 825Y	1
C-3	IRRIGATION CONTROLLER MANUFACTURER - TORO / RAIN MASTER MODEL - EAGLE PLUS EGP-TW-SPED 2-WIRE PEDESTAL - CPLB-TW-3 TOP OPENING PLASTIC PEDESTAL	1
D	DECODER MANUFACTURER - RAIN MASTER MODEL - EAGLE PLUS 2-WIRE VALVE DECODER TW-D-1	8
FS	FLOW SENSOR 6" MANUFACTURER -FLOMEC MODEL - QS200 ULTRASONIC FM SADDLE (146090-01)	1
F	FERTILIZING SYSTEM MANUFACTURER - EZ-FLO MODEL - EZ025-HC	1
M	WATER METER 2" CITY OF THOUSAND OAKS	1
POC #3	POINT OF CONNECTION 6" PROPOSED POC	1
	IRRIGATION MAINLINE: PVC SDR 21 MANUFACTURER - PACIFIC PLASTICS	2,285 LF

Valve Callout

IRRIGATION NOTES:

1. PRE-CONSTRUCTION & MOBILIZATION:
   - CONTRACTOR SHALL WALK THE SITE & TAKE INVENTORY, CONFIRM EXISTING CONDITIONS PRIOR TO ASSEMBLING PROPOSAL & PRIOR TO CONSTRUCTION
   - FLAG & CONFIRM WITH CRPD PRECISE LOCATION OF ALL PROPOSED IRRIGATION EQUIPMENT PRIOR TO CONSTRUCTION
   - IDENTIFY & FLAG & AVOID CONSTRUCTION CONFLICTS WITH EXISTING UTILITIES, EXISTING STRUCTURES, AND EXISTING TREES / ROOTS
   - PROVIDE MATERIAL SUBMITTALS FOR APPROVAL WITH CRPD PRIOR TO CONSTRUCTION
2. WIRE & CONDUIT:
   - INSTALL 14 GAUGE FULL TWO WIRE RUNS WITH NO SPLICING
   - INSTALL 1" CONDUIT FOR ALL TWO-WIRE RUNS & SWEEPS @ CROSSINGS
   - INSTALL PULL BOX @ APPROXIMATELY EVERY 1000'
   - INSTALL GROUNDING RODS @ APPROXIMATELY EVERY 500'
3. VALVE BOXES:
   - INSTALL (1) "GREEN" NDS PRO-SPEC 314BCB 14" X 19" RECTANGULAR VALVE BOX WITH OVERLAPPING BOLT DOWN COVER @ EACH INDIVIDUAL RCV VALVE, MASTER VALVES, FLOW SENSORS & FERT TANKS
   - INSTALL (1) "GREEN" NDS PRO-SPEC 311BCB 10" ROUND VALVE BOX WITH OVERLAPPING BOLT DOWN COVER @ EACH QUICK COUPLER
   - INSTALL (1) "GREEN" NDS PRO-SPEC 311BCB 10" ROUND VALVE BOX WITH OVERLAPPING BOLT DOWN COVER @ EACH GATE VALVE
   - INSTALL (1) "SAND" NDS PRO-SPEC 311BCB 10" ROUND VALVE BOX WITH OVERLAPPING BOLT DOWN COVER @ EACH DOMESTIC QUICK COUPLER
   - STAMP & TAG ALL VALVE BOXES
4. IRRIGATION MAINLINE (1-2 1/2"):
   - 1"-2 1/2" MAINLINE SHALL BE JM EAGLE PVC CLASS 315 WITH SOLVENT-WELD CONNECTIONS
   - FITTINGS SHALL BE SPEARS SCHEDULE 80 PVC SOLVENT-WELD FITTINGS
   - CONNECTIONS BETWEEN MAINLINES AND VALVES SHALL BE MADE WITH SCHEDULE 80 PVC (THREADED BOTH ENDS) NIPPLES AND FITTINGS
   - SOLVENT WELD FITTINGS SHALL BE SCHEDULE 40 PVC SOLVENT-WELD FITTINGS AS APPROVED BY THE
   - CONCRETE THRUST BLOCKING IS REQUIRED WHERE PIPE IS SOLVENT WELDED
   - IRRIGATION MAINLINE PIPE SHALL HAVE A MINIMUM COVER OF 24 INCHES
5. IRRIGATION MAINLINE (3" & LARGER):
   - 3" & LARGER IRRIGATION MAINLINE SHALL BE PACIFIC PLASTICS IPS GASKETED WHITE SDR21 PVC PLASTIC PIPE WITH LEEMCO GASKETED PUSH ON DUCTILE IRON FITTINGS, AND MECHANICAL JOINT RESTRAINTS
   - ALL CHANGES OF DIRECTION AND REDUCTIONS ARE TO BE MECHANICALLY RESTRAINED
   - ADDITIONAL ADJACENT JOINTS ARE TO BE RESTRAINED
   - GATE VALVES SHALL BE MECHANICALLY RESTRAINED, SPIGOT X BELL FOR ALL CONNECTIONS AT FITTINGS AND BELL X BELL FOR INLINE APPLICATIONS
   - IRRIGATION MAINLINE PIPE SHALL HAVE A MINIMUM COVER OF 24 INCHES
   - REFER TO MANUFACTURER SPECIFICATIONS FOR INSTALLATION
   - CONTACT LEEMCO SPECIFICATIONS REPRESENTATIVE TIM BRENNER (661) 645-4025
6. BACKFILL:
   - INSTALL 8" DEPTH WASHED SAND ON TOP OF PIPE
   - INSTALL AGROMIN "NATIVE SOIL MIX" AS BACKFILL
   - EXPORT CUT & EXCAVATED EXCESS SOIL OFFSITE
   - INSTALL SOUTHLAND "MARATHON II" TURF SEED ON ALL BACKFILL
7. POST CONSTRUCTION:
   - CONTRACTOR SHALL MEET WITH CRPD & PROGRAM CONTROLLER & VALVES WITH DECODERS
   - CONTRACTOR SHALL PRESSURE TEST IRRIGATION SYSTEM FOR LEAKS PRIOR TO OPERATION
   - CONTRACTOR SHALL CLEAR OUT MAINLINE DEBRIS PRIOR TO RUNNING SYSTEM
8. TRENCHING @ IRRIGATION CROSSINGS & EXISTING HARDSCAPE:
   - SAWCUT EXISTING HARDSCAPE @ IRRIGATION CROSSINGS
   - REPLACE IN KIND EXISTING HARDSCAPE MATERIALS

NORTH

SCALE: 1" = 20'-0"

0' 5' 10' 15' 20' 30' 40' 60'

cva design consultants

ADDRESS: 3639 HARBOR BLVD. SUITE 202
VENTURA, CA. 93001
PHONE: (805) 232-5218
EMAIL: JCRYSTAL@CVADESIGNCONSULTANTS.COM
WEB ADDRESS: WWW.CVADESIGNCONSULTANTS.COM

CLIENT:

Conejo Recreation & Park District

PROJECT NAME:
CONEJO CREEK SOUTH PARK

PROJECT ADDRESS:
1300 EAST JANSS ROAD
THOUSAND OAKS, CA. 91362

NOTES:	DATE:
DESIGN REVIEW	10/08/2025
DESIGN REVIEW	12/16/2025
FINAL REVIEW	03/02/2026
CONSTRUCTION SET	03/20/2026
CONSTRUCTION SET	06/26/2026

LICENSED LANDSCAPE ARCHITECT
JORDAN T. CRYSTAL
Jordan T. Crystal
Signature
NOV. 30, 2026
Renewal Date
JUNE 26, 2026
Date
STATE OF CALIFORNIA

SHEET TITLE:
IRRIGATION PLAN

DATE:	06/26/2026
SCALE:	1" = 20'-0"
DRAWN BY:	JC
JOB NUMBER:	C-20250829-01
SHEET:	

L-2.02

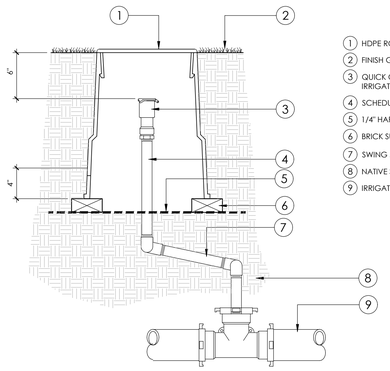

1. HDPE ROUND VALVE BOX
2. FINISH GRADE
3. QUICK COUPLING VALVE, REFER TO IRRIGATION SCHEDULE
4. SCHEDULE 80 NIPPLE
5. 1/4" HARDWARE CLOTH
6. BRICK SUPPORTS (4)
7. SWING JOINT ASSEMBLY
8. NATIVE SUBGRADE
9. IRRIGATION MAINLINE & FITTINGS

3 QUICK COUPLER

1 1/2" = 1'-0" P-CO-IRR-16

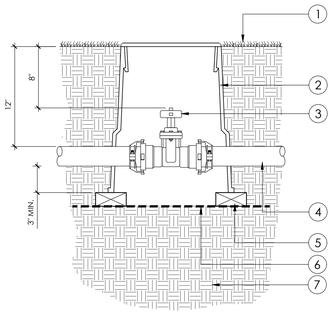

1. FINISH GRADE
2. HDPE ROUND VALVE BOX
3. GATE VALVE, REFER TO IRRIGATION SCHEDULE
4. IRRIGATION MAINLINE
5. BRICK SUPPORTS (4)
6. 1/4" HARDWARE CLOTH
7. NATIVE SUB-GRADE

2 GATE VALVE

1 1/2" = 1'-0" P-CO-IRR-17

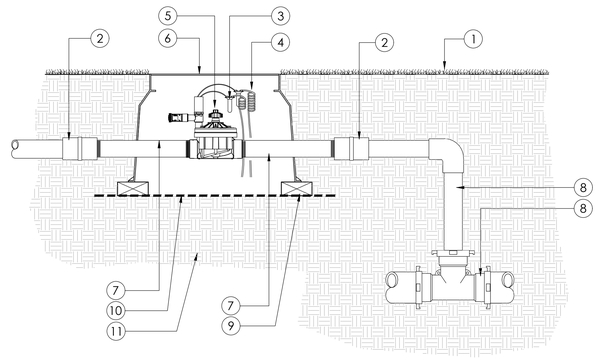

1. FINISH GRADE
2. SCHEDULE 80 (SLIP X THREAD) COUPLER
3. WATERPROOF CONNECTORS
4. 18"-24" COILED WIRE
5. REMOTE CONTROL VALVE, REFER TO IRRIGATION SCHEDULE
6. HDPE RECTANGULAR VALVE BOX
7. SCHEDULE 80 NIPPLE
8. IRRIGATION MAINLINE & FITTINGS
9. BRICK SUPPORTS (4)
10. 1/4" HARDWARE CLOTH
11. NATIVE SUBGRADE

NOTE:
1. EXTRA COMMON / HOT WIRE SHALL BE PROVIDED ENTERING AND EXITING EACH VALVE BOX.

1 REMOTE CONTROL VALVE

NTS P-CO-IRR-01

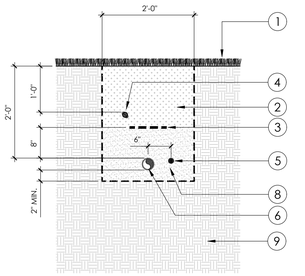

1. FINISH GRADE
2. AMENDED BACKFILL, 90% COMPACTED @ 3" LIFTS
3. 3" BLUE DETECTABLE LOCATOR TAPE
4. IRRIGATION LATERAL LINE
5. IRRIGATION CONTROL WIRES
6. IRRIGATION MAINLINE
8. WASHED SAND BACKFILL
9. NATIVE SUB-GRADE

NOTE:
1. LOCATOR TAPE SHALL BE INSTALLED ABOVE THE ENTIRE MAINLINE RUN
2. CONTROL WIRES SHALL BE BUNDLED AND TAPED @ 12 O.C.

6 TRENCHING

3/4" = 1'-0" P-CO-IRR-06

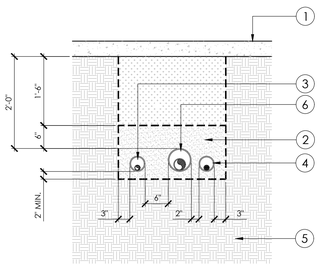

1. PAVING / FINISH SURFACE
2. WASHED SAND BACKFILL
3. IRRIGATION LATERAL LINE SLEEVE
4. CONTROL WIRE CONDUIT / SLEEVE
5. UNDISTURBED SOIL
6. IRRIGATION MAINLINE SLEEVE

NOTE:
1. SLEEVES SHALL BE PVC SCHEDULE 40 OR GREATER
2. SLEEVES SHALL BE TWICE THE DIAMETER OF THE CARRIER PIPE
3. SLEEVES SHALL EXTEND 12" BEYOND EDGE OF HARDSCAPE ON BOTH ENDS

5 PIPE SLEEVE

3/4" = 1'-0" P-CO-IRR-07

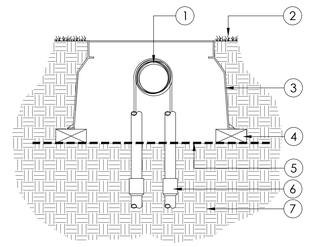

1. 3' EXPANSION COIL @ EACH WIRE CONNECTION, PULL BOX LOCATION, AND @ CHANGES IN DIRECTION
2. FINISH GRADE
3. CONCRETE VALVE BOX
4. BRICK SUPPORT (1 OF 4)
5. 1/4" HARDWARE CLOTH
6. 1-1/2" PVC SCHEDULE 40 CONDUIT, INSTALL 90 DEGREE SWEEPING ELBOWS @ PULL BOX TYPICAL
7. COMPACTED SUBGRADE

NOTE:
1. FORM EXPANSION COILS BY WRAPPING @ LEAST FIVE TURNS AROUND A 2-INCH DIAMETER PIPE, THEN WITHDRAWING THE PIPE.
2. PULL BOXES ARE REQUIRED @ 200'MAXIMUM INTERVALS & NO MORE THAN THE EQUIVALENT OF 4 QUARTERS BEND (360° BETWEEN PULL BOXES).
3. SPLICING OF WIRE WILL BE PERMITTED ONLY ON RUNS EXCEEDING 2,500-FEET ND SHALL BE PLACED IN JUNCTION BOX.

4 TWO-WIRE COIL @ PULL BOX

1 1/2" = 1'-0" P-CO-IRR-04

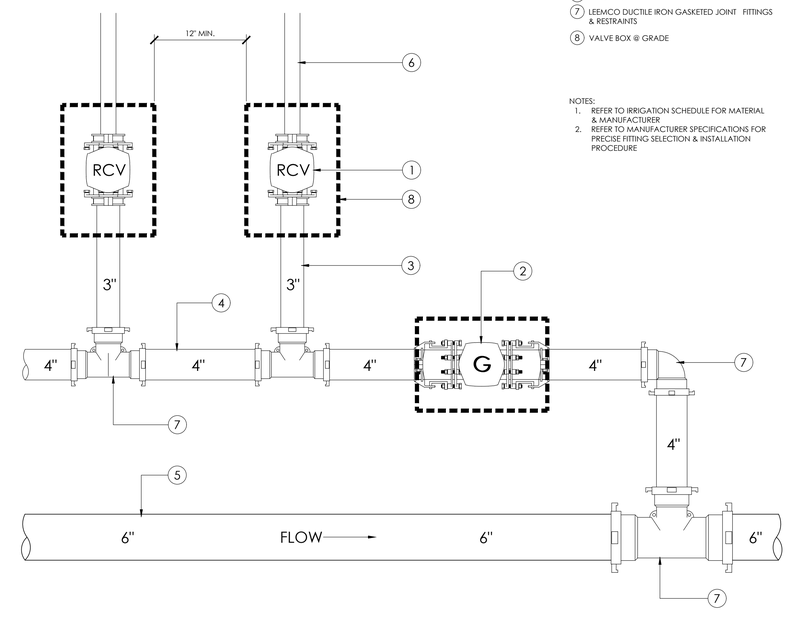

1. REMOTE CONTROL VALVE
2. ISOLATION GATE VALVE
3. 3" MANIFOLD BRANCH MAINLINE
4. 4" MANIFOLD BRANCH MAINLINE
5. 6" IRRIGATION MAINLINE
6. IRRIGATION LATERAL LINE
7. LEEMCO DUCTILE IRON GASKETED JOINT FITTINGS & RESTRAINTS
8. VALVE BOX @ GRADE

NOTES:
1. REFER TO IRRIGATION SCHEDULE FOR MATERIAL & MANUFACTURER
2. REFER TO MANUFACTURER SPECIFICATIONS FOR PRECISE FITTING SELECTION & INSTALLATION PROCEDURE

9 RCV VALVE GROUPING & MANIFOLD

1 1/2" = 1'-0" P-CO-IRR-11

1. NIPPLE
2. BALL VALVES INCLUDED IN BACKFLOW ASSEMBLY FROM MANUFACTURER
3. ENCLOSURE PER IRRIGATION LEGEND
4. RED BRASS UNION
5. FINISH GRADE
6. SCHEDULE 80 PVC
7. WYE STRAINER, LINE SIZE. REFER TO IRRIGATION SCHEDULE FOR MANUFACTURER AND MODEL.

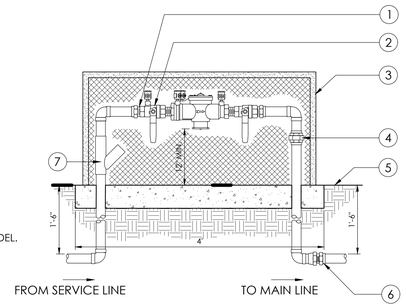

7 BACKFLOW PREVENTION ASSEMBLY

3/4" = 1'-0" P-CO-IRR-15

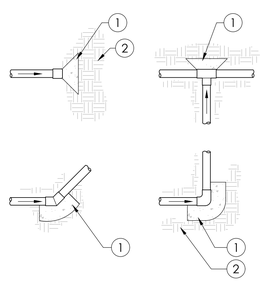

MINIMUM BEARING SURFACE AREA

PIPE SIZE	TEE AND PLUG	90° BEND	45° BEND
1-1/2"	0.45 FEET ²	0.63 FEET ²	0.34 FEET ²
2"	0.69 FEET ²	0.97 FEET ²	0.53 FEET ²
2-1/2"	1.0 FEET ²	1.41 FEET ²	0.77 FEET ²
3"	1.48 FEET ²	2.10 FEET ²	1.14 FEET ²
4"	2.43 FEET ²	3.45 FEET ²	1.87 FEET ²
6"	5.25 FEET ²	7.41 FEET ²	4.02 FEET ²
8"	9.08 FEET ²	12.83 FEET ²	6.96 FEET ²
10"	14.93 FEET ²	21.07 FEET ²	11.44 FEET ²

1. BEARING SURFACE
2. EXISTING OR MODIFIED SOIL. SEE SPECIFICATIONS FOR SOIL MODIFICATIONS.

NOTES:
1. SIZE THRUST BLOCKS SHAL BE SPECIFIED AS SHOWN IN THE TABLE ABOVE
2. CONTROL WIRE SHALL NOT BE ENCASED IN CONCRETE.
3. ALL FITTINGS SHALL BE WRAPPED WITH POLY ETHYLENE TO PREVENT CONCRETE FROM ADHERING TO PIPE, FITTINGS OR BOLTS.
4. JOINTS AND BOLTS SHALL BE ACCESSIBLE FOR REPAIRS.
5. THRUST BLOCKS SHALL SHALL BE A MINIMUM OF 6" THICK.
6. ONE 80 LBS. SACK OF CONCRETE SHALL COVER 6 CUBIC FEET.

8 THRUST BLOCK

1 1/2" = 1'-0" P-CO-IRR-05

cva design consultants
ADDRESS: 3639 HARBOR BLVD. SUITE 202
VENTURA, CA. 93001
PHONE: (805) 232-5218
EMAIL: JCRYSTAL@CVADESIGNCONSULTANTS.COM
WEB ADDRESS: WWW.CVADESIGNCONSULTANTS.COM

CLIENT:
Conejo Recreation & Park District

PROJECT NAME: CONEJO CREEK SOUTH PARK
PROJECT ADDRESS: 1300 EAST JANSS ROAD THOUSAND OAKS, CA. 91362

NOTES:	DATE:
DESIGN REVIEW	10/08/2025
DESIGN REVIEW	12/16/2025
FINAL REVIEW	03/02/2026
CONSTRUCTION SET	03/20/2026
CONSTRUCTION SET	06/26/2026

LICENSED LANDSCAPE ARCHITECT — JORDAN T. CRYSTAL — No. 6491 — NOV. 30, 2028 Renewal Date — JUNE 26, 2026 Date — STATE OF CALIFORNIA

SHEET TITLE: IRRIGATION DETAILS

DATE:	06/26/2026
SCALE:	NA
DRAWN BY:	JC
JOB NUMBER:	C-20250829-01
SHEET:	L-2.11

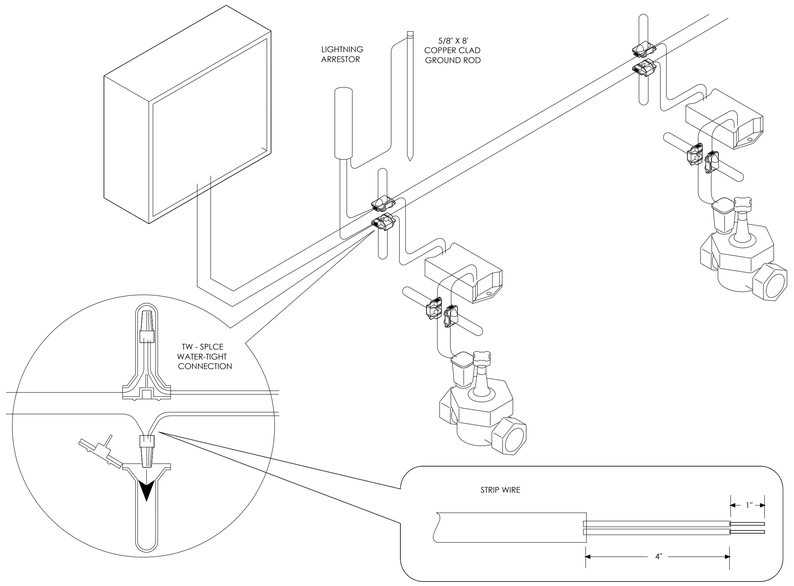

2 TWO-WIRE SYSTEM - WIRE CONNECTION
1 1/2" = 1'-0"
P-CO-IRR-09

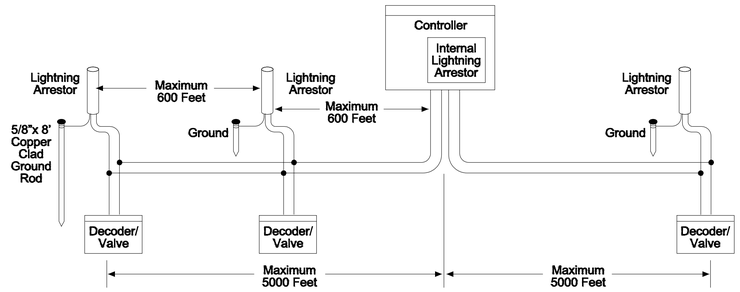

Straight Line Configuration	
Wire Gauge	Total Wire Length (feet)
TW-CAB-14	5,000
Maximum 600 feet between Lightning Arrestors	

1 TWO-WIRE SYSTEM - STRAIGHT LINE CONFIGURATION
1 1/2" = 1'-0"
P-CO-IRR-08

cva design consultants
ADDRESS: 3639 HARBOR BLVD. SUITE 202
VENTURA, CA. 93001
PHONE: (805) 232-5218
EMAIL: JCRYSTAL@CVADESIGNCONSULTANTS.COM
WEB ADDRESS: WWW.CVADESIGNCONSULTANTS.COM

CLIENT:
Conejo Recreation & Park District

PROJECT NAME:
CONEJO CREEK SOUTH PARK

PROJECT ADDRESS:
1300 EAST JANSS ROAD
THOUSAND OAKS, CA. 91362

NOTES:	DATE:
DESIGN REVIEW	10/08/2025
DESIGN REVIEW	12/16/2025
FINAL REVIEW	03/02/2026
CONSTRUCTION SET	03/20/2026
CONSTRUCTION SET	06/26/2026



SHEET TITLE:
IRRIGATION DETAILS

DATE:	06/26/2026
SCALE:	NA
DRAWN BY:	JC
JOB NUMBER:	C-20250829-01
SHEET:	

L-2.12