




Conejo Recreation & Park District

GENERAL MANAGER
Jim Friedl

BOARD OF DIRECTORS
Nellie Cusworth, Chair
Marissa Buss, Vice Chair
Chuck Huffer, Director
Doug Nickles, Director
Ashley Orozco, Director

DATE: July 16, 2026
TO: Board of Directors
FROM: Jessi Richardson, Finance Manager 
SUBJECT: Investment Report for April 2026

This report of investments is submitted in accordance with section 5.0 of the Conejo Recreation & Park District Investment Policy adopted December 4, 2025. This report and the summary of investments attached contain the required elements which include:

Type of Investment Institution the investment is made with
Maturity date
Amount of investment
Rate of interest
Approximate accrued interest

All investments are made in compliance with the laws set forth in the 53600 series of the Government Code, State of California. Investments are made in a manner that provides the highest investment return with maximum security.

At all times, over 98% of the district cash is maintained in some type of interest-bearing investment. Currently, investments are pooled cash funds that allow maximum liquidity to meet the daily cash flow demands of the district.

The average invested balance for the month of April 2026 was \$58,392,232.00. The average rate of return for April 2026 was 3.796% and approximate earnings totaled \$188,269.00.

ADMINISTRATIVE OFFICES

📍 403 West Hillcrest Drive, Thousand Oaks, CA 91360-4223
☎ 805-495-6471 | 📠 805-497-3199 | ✉ parks@crpd.org | 🌐 www.crpd.org

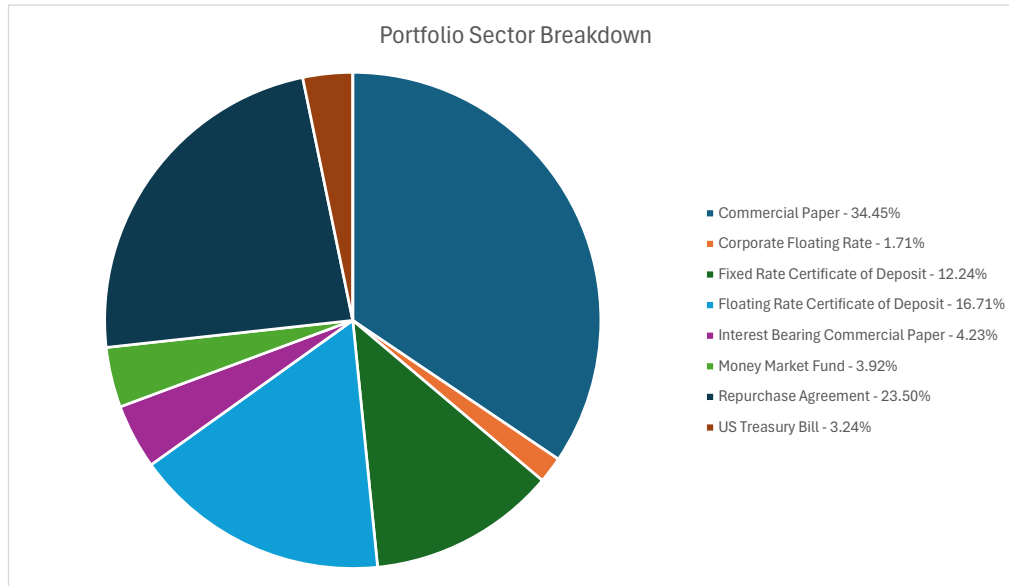
**CONEJO RECREATION AND PARK DISTRICT
INVESTMENT SUMMARY FOR THE MONTH ENDED 04/30/26**

INVESTMENT TYPE	INSTITUTION	INTEREST RATE	# OF TRANSACTIONS	OPENING BALANCE	CLOSING BALANCE	AVERAGE BALANCE	APPROX EARNINGS
POOL	LAIF-State of California	3.811%	1	\$ 2,308,363	\$ 2,330,983	2,320,426.89	\$ 7,511
POOL	County of Ventura	3.840%	4	\$ 24,639,635	\$ 32,580,606	\$ 28,432,139	\$ 92,728
	CalTrust	3.750%	2	\$ 28,436,820	\$ 27,522,219	\$ 27,639,666	\$ 88,030
		3.796%		\$ 55,384,817	\$ 62,433,808	\$ 58,392,232	\$ 188,269



	CalTRUST Liquidity	BofAML 3-Month US Treasury Bill Index		CalTRUST Liquidity Return	BofAML 3-Month US Treasury Bill Index
Net Assets	\$3,499,405,066.00	N/A	One Month	0.32%	0.30%
NAV per Share	\$1.00	N/A	Three Month	0.95%	0.89%
30 Day SEC Yield	3.74%	N/A	Six Month	1.91%	1.82%
Distribution Yield	3.75%	N/A	One Year*	4.12%	3.91%
Period Net Total Return	0.32%	0.30%	Two Year*	4.55%	4.35%
Effective Duration	N/A	N/A	Three Year*	4.88%	4.73%
Weighted Average Maturity	48.78 days	N/A	Five Year*	3.64%	3.48%
Weighted Average Life	75.28 days	N/A	Ten Year*	NA	NA
			Since Inception*	2.77%	2.70%

*Annualized



CalTRUST
 Historical
 Liquidity 30 day
 SEC Yield

5/26	3.74%
4/26	3.74%
3/26	3.75%
2/26	3.78%
1/26	3.84%
12/25	3.87%
11/25	4.06%
10/25	4.19%
9/25	4.32%
8/25	4.33%
7/25	4.40%
6/25	4.35%
5/25	4.37%

Rated AAAM by S&P Global Ratings



POOLED MONEY INVESTMENT ACCOUNT

FIONA MA, CPA
CALIFORNIA STATE TREASURER
SUMMARY OF INVESTMENT DATA
(DOLLARS IN THOUSANDS)

	<u>Average Daily Portfolio (\$)</u>	<u>Effective Yield (%)</u>	<u>Average Life</u>
November 2025	155,160,690	4.096	247
November 2024	150,184,225	4.477	257
Change	4,976,465	-0.381	-10
December 2025	155,209,753	4.025	244
December 2024	149,625,410	4.434	252
Change	5,584,343	-0.409	-8
January 2026	167,378,757	3.931	244
January 2025	160,075,153	4.366	234
Change	7,303,604	-0.435	+10
February 2026	170,166,333	3.871	258
February 2025	163,015,508	4.333	237
Change	7,150,825	-0.462	+21
March 2026	164,653,695	3.826	260
March 2025	155,932,622	4.313	244
Change	8,721,073	-0.487	+16
April 2026	170,572,320	3.811	265
April 2025	162,180,726	4.281	238
Change	8,391,594	-0.47	+27
May 2026	178,548,687	3.810	271
May 2025	169,344,898	4.272	236
Change	9,203,789	-0.462	+35



TREASURER-TAX COLLECTOR VENTURA COUNTY

SUE HORGAN
TREASURER-TAX COLLECTOR

Marilou Tan
Assistant Treasurer-Tax Collector

June 23, 2026

County of Ventura Board of Supervisors

Subject: Receive and File Report of Investments for the Month Ending April 30, 2026.

Recommendation: Receive and File

Fiscal Impact: None

Discussion:

This report covers the one-month period ending April 30, 2026.

Economic Update

	4/30/2026	3/31/2026
Effective Fed Funds Rate	3.64%	3.64%
Unemployment Rate	4.3%	4.3%
Consumer Price Index	3.8%	3.3%
Core Consumer Price Index	2.8%	2.6%

With economic activities staying resilient but inflation on the rise, the market narrative on the interest rate outlook has shifted from how many rate cuts to the timing of the first rate hike. Currently, the market is pricing in a 50% chance of a hike before year end and 80% chance by next summer. However, the Federal Reserve is quite divided on how to proceed. In the latest FOMC meeting, 4 out of 12 committee members dissented from the majority. That is the highest number of dissensions since 1992. The S&P 500 index continues its march into record-high territory despite increasing talk of a bubble. Since consumer spending is heavily dependent on a strong stock market, the direction of the stock market will have a significant impact on interest rates. The Investment Work Group continues to focus on the safety and liquidity of the investment pool while trying to earn a market rate of return.

Investment Pool Activity

	4/30/2026	3/31/2026
Portfolio Average Balance	\$5.23 billion	\$4.77 billion
Weighted Average Maturity	300 days	305 days
Effective Duration	0.774	0.771
Monthly Earnings	\$16,729,303	\$15,812,709
Effective Rate of Return Net of Administrative Fees	3.84%	3.85%

The **Average Portfolio Balance** in April was \$5.23 billion, which is a \$458 million or 9.6% increase over March. The high balance in April reflects the collection of the second installment of property taxes, most of which occurred in April. The portfolio balance peaked at \$5.49 billion on April 13, 2026.

April **Earnings** were \$16,729,303, a 5.8% increase from March. The April **Effective Rate of Return**, net of administrative fees, was 3.84%, a slight decrease from the 3.85% earned in March. If the current portfolio investments are all held to maturity, the portfolio's gross **approximate yield to maturity** would be 3.89%.

The **weighted average days to maturity** decreased to 300 days, and the interest-rate sensitivity measure of **effective duration** increased to 0.774. Both numbers comfortably meet expectations for LGIP programs like ours.

The portfolio has been managed with the objectives of safety, liquidity, and earning a competitive return, as outlined in the Statement of Investment Policy and as required by California Government Code 53601 and 53635. It continues to comply with the policy and all related statutes governing the management of public funds, including Government Code Section 53646, which requires meeting its expenditure requirements for the next six months.

Strategic Plan Priority: The item presented in this Board letter supports making responsible and efficient use of public funds and promotes economic stability and growth during a changing economy.

This letter has been reviewed and approved as to form by the County Executive Office, the Auditor Controller's Office, and County Counsel.

Please contact me at 805-654-3771 if you have any questions or require further information regarding this item.

Sincerely,



Sue Horgan
Treasurer-Tax Collector

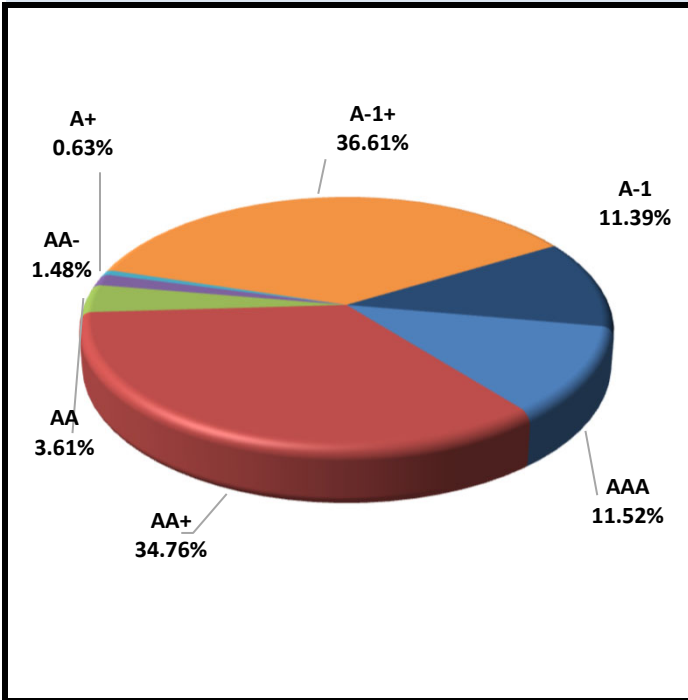
- Exhibit 1 - Portfolio Summary - April 2026
- Exhibit 2 - Monthly Transactions Report - April 2026
- Exhibit 3 - Portfolio Holdings - April 2026

Ventura County Portfolio Summary as of April 30, 2026

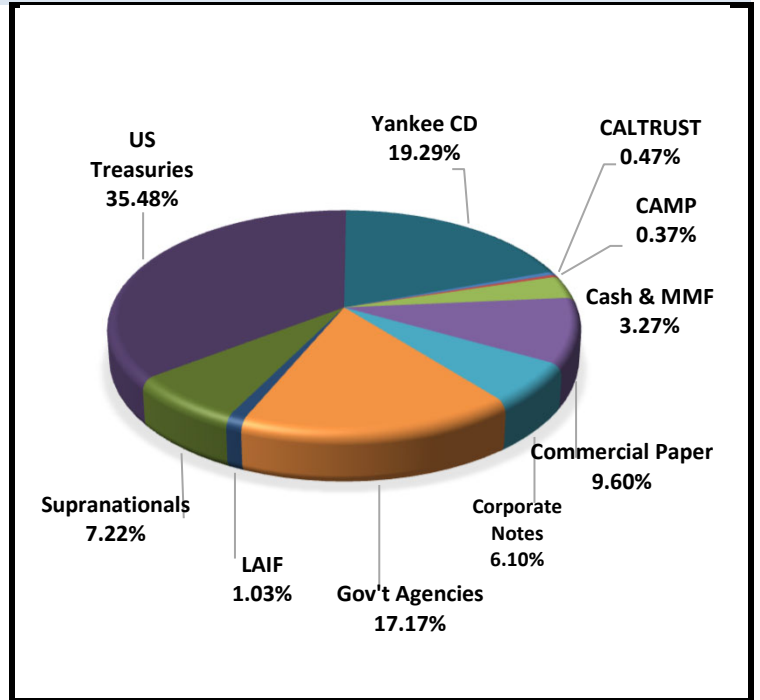
Portfolio Characteristics

Average Daily Balance	\$5,226,393,301	Earnings - FYTD 2026	\$158 Million
Yield to Maturity	3.89%		
Average Days to Maturity	300	Earnings This Period	\$16,729,303
Effective Duration	0.774	Net Effective Rate of Return	3.84%

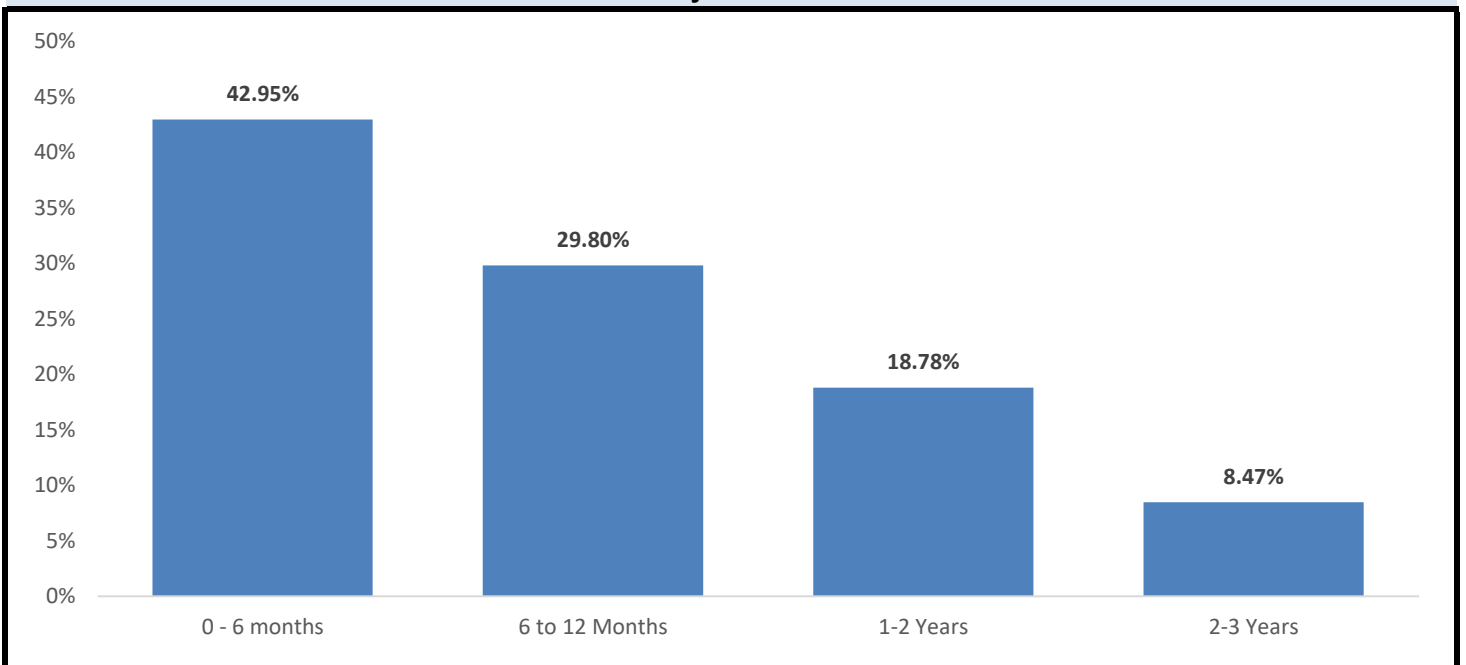
S&P Ratings



Sector Allocation



Maturity Distribution





Ventura County Investment Pool Purchases Report

Sorted by Purchase Date - Investment Number
April 1, 2026 - April 30, 2026

CUSIP	Investment #	Fund	Sec. Type	Issuer	Original Par Value	Purchase Date	Payment Periods	Principal Purchased	Accrued Interest at Purchase	Rate at Purchase	Maturity Date	YTM	Ending Book Value
89233HMA9	14572	POOL	ACP	TOYOTA	30,000,000.00	04/01/2026	12/10 - At Maturity	29,186,183.33		3.860	12/10/2026	3.968	29,282,683.33
89233HKF0	14573	POOL	ACP	TOYOTA	20,000,000.00	04/01/2026	10/15 - At Maturity	19,578,638.89		3.850	10/15/2026	3.933	19,642,805.56
05252WXV0	14574	POOL	NCB	ANZNY	25,000,000.00	04/02/2026	12/17 - At Maturity	25,003,503.95		3.720	12/17/2026	3.700	25,003,111.62
89115M4F0	14575	POOL	NCB	TORONT	50,000,000.00	04/02/2026	01/28 - At Maturity	50,000,000.00		4.050	01/28/2027	4.050	50,000,000.00
06418NPW6	14576	POOL	NCB	BNSHOU	25,000,000.00	04/06/2026	01/28 - At Maturity	25,001,996.25		4.020	01/28/2027	4.010	25,001,828.22
21684X7K6	14577	POOL	NCB	RABONY	25,000,000.00	04/07/2026	12/29 - At Maturity	25,001,794.00		4.010	12/29/2026	4.000	25,001,632.14
62479ML50	14578	POOL	ACP	MUFGBK	25,000,000.00	04/08/2026	11/05 - At Maturity	24,427,076.39		3.910	11/05/2026	4.002	24,489,527.78
05252WXW8	14579	POOL	NCB	ANZNY	25,000,000.00	04/08/2026	12/14 - At Maturity	25,003,385.00		3.700	12/14/2026	3.680	25,003,073.58
742718FG9	14580	POOL	MC2	P&G	25,000,000.00	04/09/2026	09/25 - 03/25	24,775,100.00	27,222.22	2.800	03/25/2027	3.761	24,816,622.22
89116FN48	14581	POOL	ACP	TORONT	50,000,000.00	04/09/2026	01/04 - At Maturity	48,545,000.00		3.880	01/04/2027	3.996	48,663,555.56
313396BD4	14582	POOL	AFD	FMCDN	50,000,000.00	04/09/2026	01/28 - At Maturity	48,562,666.67		3.520	01/28/2027	3.649	48,670,222.23
912797UD7	14583	POOL	ATD	TBILL	55,000,000.00	04/09/2026	03/18 - At Maturity	53,163,275.00		3.505	03/18/2027	3.645	53,281,082.43
71344UMH9	14584	POOL	ACP	PEPCO	50,000,000.00	04/09/2026	12/17 - At Maturity	48,750,500.00		3.570	12/17/2026	3.662	48,859,583.33
65558WUX4	14585	POOL	NCB	NORDEA	50,000,000.00	04/09/2026	03/30 - At Maturity	50,004,740.00		4.000	03/30/2027	3.990	50,004,446.25
23345HXA1	14586	POOL	NCB	DNBNNY	50,000,000.00	04/09/2026	02/25 - At Maturity	50,008,635.00		4.020	02/25/2027	4.000	50,008,045.03
459058JZ7	14587	POOL	MC1	IBRD	50,000,000.00	04/13/2026	09/13 - 03/13	46,956,500.00	46,875.00	1.125	09/13/2028	3.785	47,066,343.97
313397P21	14588	POOL	AFD	FMCDN	20,000,000.00	04/13/2026	11/12 - At Maturity	19,579,325.00		3.555	11/12/2026	3.672	19,614,875.00
313397Q61	14589	POOL	AFD	FMCDN	15,000,000.00	04/13/2026	11/24 - At Maturity	14,667,187.50		3.550	11/24/2026	3.668	14,693,812.50
313397S36	14590	POOL	AFD	FMCDN	15,000,000.00	04/13/2026	12/07 - At Maturity	14,647,958.33		3.550	12/07/2026	3.670	14,674,583.33
89233HMF8	14591	POOL	ACP	TOYOTA	45,000,000.00	04/14/2026	12/15 - At Maturity	43,814,812.50		3.870	12/15/2026	3.975	43,897,050.00
62479MMU4	14592	POOL	ACP	MUFGBK	25,000,000.00	04/20/2026	12/28 - At Maturity	24,325,812.50		3.853	12/28/2026	3.959	24,355,241.32
313589U92	14593	POOL	AFD	FNDN	25,000,000.00	04/28/2026	12/29 - At Maturity	24,398,559.03		3.535	12/29/2026	3.655	24,405,923.61
96130AK31	14594	POOL	NCB	WSTPAC	25,000,000.00	04/28/2026	04/16 - At Maturity	25,015,698.25	22,222.22	4.000	04/16/2027	3.930	25,037,787.06
313396AD5	14595	POOL	AFD	FMCDN	30,000,000.00	04/28/2026	01/04 - At Maturity	29,263,733.33		3.520	01/04/2027	3.641	29,272,533.33
62479MN74	14596	POOL	ACP	MUFGBK	15,000,000.00	04/28/2026	01/07 - At Maturity	14,592,541.50		3.850	01/07/2027	3.958	14,597,354.00
05252WYC1	14597	POOL	NCB	ANZNY	30,000,000.00	04/28/2026	01/28 - At Maturity	30,006,687.00		3.710	01/28/2027	3.680	30,006,614.05
Total Purchases					850,000,000.00			834,281,309.42	96,319.44				835,350,337.45

Market/Cost Comparison

By Account By Industry Class

Standard Reporting

From Previous Business Day 04/30/2026

Account: 11435100 COUNTY OF VENTURA

Asset ID	Asset description	Units	Maturity Date	Market Value	Fed Tax Cost	Gain/Loss Amount	Percent	S&P/ Moody's Rating	Encumbered Units
NET CASH									
NET CASH									
	U.S. DOLLARS	0.0000		\$0.00	\$0.00	\$0.00	0.00%		0.0000
Total NET CASH		0.0000		\$0.00	\$0.00	\$0.00	0.00%		0.0000
US TREASURY BILLS									
US TREASURY BILLS									
912797QX8	UNITED STATES TREASURY BILLS DTD 06/12/2025 DUE 06/11/2026	30,000,000.0000	06/11/2026	\$29,877,000.00	\$28,880,859.00	\$996,141.00	3.45%	N/A N/A	0.0000
912797RS8	UNITED STATES TREASURY BILLS DTD 09/04/2025 DUE 09/03/2026	55,000,000.0000	09/03/2026	\$54,315,250.00	\$53,765,114.00	\$550,136.00	1.02%	N/A N/A	0.0000
912797SA6	UNITED STATES TREASURY BILLS DTD 10/02/2025 DUE 10/01/2026	55,000,000.0000	10/01/2026	\$54,161,800.00	\$53,669,262.50	\$492,537.50	0.92%	N/A N/A	0.0000
912797SK4	UNITED STATES TREASURY BILLS DTD 10/30/2025 DUE 10/29/2026	150,000,000.0000	10/29/2026	\$147,304,500.00	\$145,273,846.67	\$2,030,653.33	1.40%	N/A N/A	0.0000
912797SP3	UNITED STATES TREASURY BILLS DTD 11/06/2025 DUE 05/07/2026	25,000,000.0000	05/07/2026	\$24,985,000.00	\$24,538,425.00	\$446,575.00	1.82%	N/A N/A	0.0000
912797SW8	UNITED STATES TREASURY BILLS DTD 11/28/2025 DUE 05/28/2026	25,000,000.0000	05/28/2026	\$24,933,000.00	\$24,564,275.00	\$368,725.00	1.50%	N/A N/A	0.0000
912797SX6	UNITED STATES TREASURY BILLS DTD 12/04/2025 DUE 06/04/2026	25,000,000.0000	06/04/2026	\$24,915,000.00	\$24,549,170.00	\$365,830.00	1.49%	N/A N/A	0.0000
912797TC1	UNITED STATES TREASURY BILLS DTD 12/26/2025 DUE 12/24/2026	25,000,000.0000	12/24/2026	\$24,415,500.00	\$24,169,812.50	\$245,687.50	1.02%	N/A N/A	0.0000
912797TM9	UNITED STATES TREASURY BILLS DTD 01/22/2026 DUE 01/21/2027	45,000,000.0000	01/21/2027	\$43,825,950.00	\$43,664,724.60	\$161,225.40	0.37%	N/A N/A	0.0000

Asset ID	Asset description	Units	Maturity Date	Market Value	Fed Tax Cost	Gain/Loss Amount	Percent	S&P/ Moody's Rating	Encumbered Units
912797TV9	UNITED STATES TREASURY BILLS DTD 02/19/2026 DUE 02/18/2027	25,000,000.0000	02/18/2027	\$24,276,500.00	\$24,175,215.25	\$101,284.75	0.42%	N/A N/A	0.0000
912797UD7	UNITED STATES TREASURY BILLS DTD 03/19/2026 DUE 03/18/2027	55,000,000.0000	03/18/2027	\$53,255,950.00	\$53,163,275.00	\$92,675.00	0.17%	N/A N/A	0.0000
Total US TREASURY BILLS		515,000,000.0000		\$506,265,450.00	\$500,413,979.52	\$5,851,470.48	1.17%		0.0000

COMMERCIAL PAPER DISCOUNT

CORPORATE BONDS

62479ML50	MUFG BK LTD DISCOUNT COMMERCIAL PAPER	25,000,000.0000	11/05/2026	\$24,496,000.00	\$24,427,076.39	\$68,923.61	0.28%		0.0000
62479MMU4	MUFG BANK LTD DISCOUNT COMMERCIAL PAPER	25,000,000.0000	12/28/2026	\$24,354,000.00	\$24,325,812.50	\$28,187.50	0.12%		0.0000
62479MN74	MUFG BK LTD DISCOUNT COMMERCIAL PAPER	15,000,000.0000	01/07/2027	\$14,596,350.00	\$14,592,541.50	\$3,808.50	0.03%		0.0000
71344UJV2	PEPSICO INC DISCOUNT COMMERCIAL PAPER	25,000,000.0000	09/29/2026	\$24,595,250.00	\$24,412,027.78	\$183,222.22	0.75%		0.0000
71344UMH9	PEPSICO INC DISCOUNT COMMERCIAL PAPER	50,000,000.0000	12/17/2026	\$48,767,000.00	\$48,750,500.00	\$16,500.00	0.03%		0.0000
89116FN48	TORONTO DOMINION HLDGS USA INC DISCOUNT COMMERCIAL PAPER	50,000,000.0000	01/04/2027	\$48,670,500.00	\$48,545,000.00	\$125,500.00	0.26%		0.0000
89233HGP3	TOYOTA MTR CR CORP DISCOUNT COMMERCIAL PAPER	25,000,000.0000	07/23/2026	\$24,782,750.00	\$24,297,611.11	\$485,138.89	2.00%		0.0000
89233HHU1	TOYOTA MTR CR CORP DISCOUNT COMMERCIAL PAPER	25,000,000.0000	08/28/2026	\$24,687,750.00	\$24,293,875.00	\$393,875.00	1.62%		0.0000
89233HKF0	TOYOTA MTR CR CORP DISCOUNT COMMERCIAL PAPER	20,000,000.0000	10/15/2026	\$19,641,800.00	\$19,578,638.89	\$63,161.11	0.32%		0.0000
89233HLC6	TOYOTA MTR CR CORP DISCOUNT COMMERCIAL PAPER	25,000,000.0000	11/12/2026	\$24,477,250.00	\$24,364,104.17	\$113,145.83	0.46%		0.0000
89233HMA9	TOYOTA MTR CR CORP DISCOUNT COMMERCIAL PAPER	30,000,000.0000	12/10/2026	\$29,282,700.00	\$29,186,183.33	\$96,516.67	0.33%		0.0000
89233HMF8	TOYOTA MTR CR CORP DISCOUNT COMMERCIAL PAPER	45,000,000.0000	12/15/2026	\$43,899,750.00	\$43,814,812.50	\$84,937.50	0.19%		0.0000

Asset ID	Asset description	Units	Maturity Date	Market Value	Fed Tax Cost	Gain/Loss Amount	Percent	S&P/ Moody's Rating	Encumbered Units
89233HMH4	TOYOTA MTR CR CORP DISCOUNT COMMERCIAL PAPER	25,000,000.0000	12/17/2026	\$24,383,500.00	\$24,266,722.22	\$116,777.78	0.48%		0.0000
FOREIGN									
21687BHU8	COOPERATIEVE CENTRALE RAIFFEISEN DISCOUNT COMMERCIAL PAPER	25,000,000.0000	08/28/2026	\$24,687,750.00	\$24,307,666.75	\$380,083.25	1.56%		0.0000
62479MEU3	MUFG BANK LTD DISCOUNT COMMERCIAL PAPER	25,000,000.0000	05/28/2026	\$24,931,500.00	\$24,335,775.00	\$595,725.00	2.45%		0.0000
62479MGV9	MUFG BK LTD NY DISCOUNT COMMERCIAL PAPER	25,000,000.0000	07/29/2026	\$24,767,000.00	\$24,368,332.50	\$398,667.50	1.64%		0.0000
62479MHQ9	MUFG BANK LTD DISCOUNT COMMERCIAL PAPER	25,000,000.0000	08/24/2026	\$24,698,250.00	\$24,392,687.50	\$305,562.50	1.25%		0.0000
62479MJ46	MUFG BANK LTD DISCOUNT COMMERCIAL PAPER	25,000,000.0000	09/04/2026	\$24,662,250.00	\$24,423,437.50	\$238,812.50	0.98%		0.0000
Total COMMERCIAL PAPER DISCOUNT		510,000,000.0000		\$500,381,350.00	\$496,682,804.64	\$3,698,545.36	0.74%		0.0000
GOVERNMENT AGENCY DISCOUNT									
FHLMC									
313396AD5	FEDERAL HOME LOAN MORTGAGE CORP DTD 01/05/2026 ZERO CPN 01/04/2027	30,000,000.0000	01/04/2027	\$29,257,200.00	\$29,263,733.33	(\$6,533.33)	(0.02%)	N/A N/A	0.0000
313396BD4	FEDERAL HOME LOAN MORTGAGE CORP DTD 01/28/2026 ZERO CPN 01/28/2027	50,000,000.0000	01/28/2027	\$48,642,500.00	\$48,562,666.67	\$79,833.33	0.16%	N/A N/A	0.0000
313397J51	FEDERAL HOME LOAN MORTGAGE CORP DTD 10/06/2025 ZERO CPN 10/06/2026	25,000,000.0000	10/06/2026	\$24,603,500.00	\$24,529,618.06	\$73,881.94	0.30%	N/A N/A	0.0000
313397M81	FEDERAL HOME LOAN MORTGAGE CORP DTD 11/03/2025 ZERO CPN 11/02/2026	25,000,000.0000	11/02/2026	\$24,537,000.00	\$24,462,774.31	\$74,225.69	0.30%	N/A N/A	0.0000
313397P21	FEDERAL HOME LOAN MORTGAGE CORP DTD 11/12/2025 ZERO CPN 11/12/2026	20,000,000.0000	11/12/2026	\$19,609,600.00	\$19,579,325.00	\$30,275.00	0.15%	N/A N/A	0.0000

Asset ID	Asset description	Units	Maturity Date	Market Value	Fed Tax Cost	Gain/Loss Amount	Percent	S&P/ Moody's Rating	Encumbered Units
313397Q61	FEDERAL HOME LOAN MORTGAGE CORP DTD 11/24/2025 ZERO CPN 11/24/2026	15,000,000.0000	11/24/2026	\$14,689,350.00	\$14,667,187.50	\$22,162.50	0.15%	N/A N/A	0.0000
313397S36	FEDERAL HOME LOAN MORTGAGE CORP DTD 12/08/2025 ZERO CPN 12/07/2026	15,000,000.0000	12/07/2026	\$14,669,400.00	\$14,647,958.33	\$21,441.67	0.15%	N/A N/A	0.0000
313397T50	FEDERAL HOME LOAN MORTGAGE CORP DTD 12/17/2025 ZERO CPN 12/17/2026	25,000,000.0000	12/17/2026	\$24,424,000.00	\$24,339,340.28	\$84,659.72	0.35%	N/A N/A	0.0000
FNMA									
313589U92	FEDERAL NATIONAL MORTGAGE ASSN DTD 12/29/2025 ZERO CPN 12/29/2026	25,000,000.0000	12/29/2026	\$24,394,250.00	\$24,398,559.03	(\$4,309.03)	(0.02%)	N/A N/A	0.0000
313589WF6	FEDERAL NATIONAL MORTGAGE ASSN DTD 05/01/2025 ZERO CPN 05/01/2026	30,000,000.0000	05/01/2026	\$29,997,000.00	\$29,559,700.00	\$437,300.00	1.48%	N/A N/A	0.0000
313589WN9	FEDERAL NATIONAL MORTGAGE ASSN DTD 05/08/2025 ZERO CPN 05/08/2026	25,000,000.0000	05/08/2026	\$24,980,000.00	\$24,653,920.14	\$326,079.86	1.32%	N/A N/A	0.0000
OTHER GOVERNMENT/AGENCY									
313385XN1	FEDERAL HOME LOAN BANK DTD 06/02/2025 ZERO CPN 06/01/2026	25,000,000.0000	06/01/2026	\$24,920,000.00	\$24,563,715.28	\$356,284.72	1.45%	N/A N/A	0.0000
313385YS9	FEDERAL HOME LOAN BANK DTD 06/30/2025 ZERO CPN 06/29/2026	50,000,000.0000	06/29/2026	\$49,700,000.00	\$49,008,958.33	\$691,041.67	1.41%	N/A N/A	0.0000
313385ZW9	FEDERAL HOME LOAN BANK DTD 07/28/2025 ZERO CPN 07/27/2026	25,000,000.0000	07/27/2026	\$24,780,250.00	\$24,482,364.58	\$297,885.42	1.22%	N/A N/A	0.0000
313385ZZ2	FEDERAL HOME LOAN BANK DTD 07/30/2025 ZERO CPN 07/30/2026	90,000,000.0000	07/30/2026	\$89,181,900.00	\$87,927,183.33	\$1,254,716.67	1.43%	N/A N/A	0.0000
Total GOVERNMENT AGENCY DISCOUNT		475,000,000.0000		\$468,385,950.00	\$464,647,004.17	\$3,738,945.83	0.80%		0.0000

US TREASURY NOTES AND BONDS

Asset ID	Asset description	Units	Maturity Date	Market Value	Fed Tax Cost	Gain/Loss Amount	Percent	S&P/ Moody's Rating	Encumbered Units
US TREASURY BILLS									
91282CHB0	UNITED STATES TREASURY NOTES DTD 05/15/2023 3.625% 05/15/2026	25,000,000.0000	05/15/2026	\$24,998,750.00	\$24,386,785.00	\$611,965.00	2.51%	N/A AA1	0.0000
91282CHH7	UNITED STATES TREASURY NOTES DTD 06/15/2023 4.125% 06/15/2026	25,000,000.0000	06/15/2026	\$25,013,000.00	\$24,991,180.00	\$21,820.00	0.09%	N/A AA1	0.0000
91282CHM6	UNITED STATES TREASURY NOTES DTD 07/15/2023 4.500% 07/15/2026	10,000,000.0000	07/15/2026	\$10,016,200.00	\$10,077,390.00	(\$61,190.00)	(0.61%)	N/A AA1	0.0000
91282CHY0	UNITED STATES TREASURY NOTES DTD 09/15/2023 4.625% 09/15/2026	40,000,000.0000	09/15/2026	\$40,131,600.00	\$39,902,200.00	\$229,400.00	0.57%	N/A AA1	0.0000
91282CJC6	UNITED STATES TREASURY NOTES DTD 10/15/2023 4.625% 10/15/2026	25,000,000.0000	10/15/2026	\$25,107,250.00	\$25,238,281.25	(\$131,031.25)	(0.52%)	N/A AA1	0.0000
91282CJK8	UNITED STATES TREASURY NOTES DTD 11/15/2023 4.625% 11/15/2026	10,000,000.0000	11/15/2026	\$10,047,200.00	\$9,987,500.00	\$59,700.00	0.60%	N/A AA1	0.0000
91282CJP7	UNITED STATES TREASURY NOTES DTD 12/15/2023 4.375% 12/15/2026	25,000,000.0000	12/15/2026	\$25,102,750.00	\$25,016,017.50	\$86,732.50	0.35%	N/A AA1	0.0000
91282CJT9	UNITED STATES TREASURY NOTES DTD 01/15/2024 4.000% 01/15/2027	15,000,000.0000	01/15/2027	\$15,028,200.00	\$14,918,212.50	\$109,987.50	0.74%	N/A AA1	0.0000
91282CKA8	UNITED STATES TREASURY NOTES DTD 02/15/2024 4.125% 02/15/2027	30,000,000.0000	02/15/2027	\$30,084,300.00	\$30,164,062.50	(\$79,762.50)	(0.26%)	N/A AA1	0.0000
91282CKE0	UNITED STATES TREASURY NOTES DTD 03/15/2024 4.250% 03/15/2027	40,000,000.0000	03/15/2027	\$40,171,200.00	\$39,841,796.88	\$329,403.12	0.83%	N/A AA1	0.0000
91282CKJ9	UNITED STATES TREASURY NOTES DTD 04/15/2024 4.500% 04/15/2027	50,000,000.0000	04/15/2027	\$50,342,000.00	\$50,229,561.00	\$112,439.00	0.22%	N/A AA1	0.0000
91282CKZ3	UNITED STATES TREASURY NOTES DTD 07/15/2024 4.375% 07/15/2027	25,000,000.0000	07/15/2027	\$25,157,250.00	\$25,226,550.00	(\$69,300.00)	(0.27%)	N/A AA1	0.0000
91282CLL3	UNITED STATES TREASURY NOTES DTD 09/15/2024 3.375% 09/15/2027	50,000,000.0000	09/15/2027	\$49,681,500.00	\$49,828,910.00	(\$147,410.00)	(0.30%)	N/A AA1	0.0000

Asset ID	Asset description	Units	Maturity Date	Market Value	Fed Tax Cost	Gain/Loss Amount	Percent	S&P/ Moody's Rating	Encumbered Units
91282CLQ2	UNITED STATES TREASURY NOTES DTD 10/15/2024 3.875% 10/15/2027	70,000,000.0000	10/15/2027	\$70,000,000.00	\$70,060,218.80	(\$60,218.80)	(0.09%)	N/A AA1	0.0000
91282CLX7	UNITED STATES TREASURY NOTES DTD 11/15/2024 4.125% 11/15/2027	25,000,000.0000	11/15/2027	\$25,089,750.00	\$24,892,172.50	\$197,577.50	0.79%	N/A AA1	0.0000
91282CMB4	UNITED STATES TREASURY NOTES DTD 12/15/2024 4.000% 12/15/2027	180,000,000.0000	12/15/2027	\$180,324,000.00	\$181,045,670.00	(\$721,670.00)	(0.40%)	N/A AA1	0.0000
91282CMF5	UNITED STATES TREASURY BONDS DTD 01/15/2025 4.250% 01/15/2028	25,000,000.0000	01/15/2028	\$25,147,500.00	\$24,944,295.00	\$203,205.00	0.81%	N/A AA1	0.0000
91282CMN8	UNITED STATES TREASURY NOTES DTD 02/15/2025 4.250% 02/15/2028	15,000,000.0000	02/15/2028	\$15,092,550.00	\$15,220,977.00	(\$128,427.00)	(0.84%)	N/A AA1	0.0000
91282CMS7	UNITED STATES TREASURY NOTES DTD 03/15/2025 3.875% 03/15/2028	55,000,000.0000	03/15/2028	\$54,985,150.00	\$55,167,712.10	(\$182,562.10)	(0.33%)	N/A AA1	0.0000
91282CMW8	UNITED STATES TREASURY NOTES DTD 04/15/2025 3.750% 04/15/2028	50,000,000.0000	04/15/2028	\$49,865,500.00	\$49,973,392.50	(\$107,892.50)	(0.22%)	N/A AA1	0.0000
91282CND9	UNITED STATES TREASURY NOTES DTD 05/15/2025 3.750% 05/15/2028	25,000,000.0000	05/15/2028	\$24,930,750.00	\$25,158,567.50	(\$227,817.50)	(0.91%)	N/A AA1	0.0000
91282CNH0	UNITED STATES TREASURY NOTES DTD 06/15/2025 3.875% 06/15/2028	15,000,000.0000	06/15/2028	\$14,995,350.00	\$15,001,200.00	(\$5,850.00)	(0.04%)	N/A AA1	0.0000
91282CNU1	UNITED STATES TREASURY NOTES DTD 08/15/2025 3.625% 08/15/2028	40,000,000.0000	08/15/2028	\$39,765,600.00	\$40,149,886.00	(\$384,286.00)	(0.96%)	N/A N/A	0.0000
US GOVERNMENT NOTES & BONDS									
91282CCJ8	US TREASURY NOTE DTD 06/30/21 0.375 06/30/2026	20,000,000.0000	06/30/2026	\$19,905,000.00	\$18,397,873.60	\$1,507,126.40	8.19%	N/A AA1	0.0000
91282CDK4	US TREASURY NOTE DTD 11/30/21 1.250 11/30/2026	75,000,000.0000	11/30/2026	\$73,943,250.00	\$68,489,800.75	\$5,453,449.25	7.96%	N/A AA1	0.0000
91282CPC9	UNITED STATES TREASURY NOTES DTD 10/15/2025 3.500% 10/15/2028	25,000,000.0000	10/15/2028	\$24,763,750.00	\$25,024,359.25	(\$260,609.25)	(1.04%)	N/A N/A	0.0000
91282CPK1	UNITED STATES TREASURY NOTES DTD 11/15/2025 3.500% 11/15/2028	25,000,000.0000	11/15/2028	\$24,755,000.00	\$24,933,100.00	(\$178,100.00)	(0.71%)	N/A N/A	0.0000

Asset ID	Asset description	Units	Maturity Date	Market Value	Fed Tax Cost	Gain/Loss Amount	Percent	S&P/ Moody's Rating	Encumbered Units
91282CPP0	UNITED STATES TREASURY NOTES DTD 12/15/2025 3.500% 12/15/2028	125,000,000.0000	12/15/2028	\$123,750,000.00	\$124,845,695.94	(\$1,095,695.94)	(0.88%)	N/A AA1	0.0000
91282CPT2	UNITED STATES TREASURY BONDS DTD 01/15/2026 3.500% 01/15/2029	25,000,000.0000	01/15/2029	\$24,740,250.00	\$24,894,005.00	(\$153,755.00)	(0.62%)	N/A AA1	0.0000
91282CQE4	UNITED STATES TREASURY NOTES DTD 03/15/2026 3.500% 03/15/2029	15,000,000.0000	03/15/2029	\$14,834,700.00	\$14,828,703.00	\$5,997.00	0.04%	N/A AA1	0.0000
912828U24	US TREASURY NOTE DTD 11/15/16 2.000 11/15/2026	15,000,000.0000	11/15/2026	\$14,862,600.00	\$14,413,997.85	\$448,602.15	3.11%	N/A AA1	0.0000
912828V98	US TREASURY NOTE DTD 02/15/17 2.250 02/15/2027	50,000,000.0000	02/15/2027	\$49,419,000.00	\$46,823,545.00	\$2,595,455.00	5.54%	N/A AA1	0.0000
912828X88	US TREASURY NOTE DTD 05/15/17 2.375 05/15/2027	25,000,000.0000	05/15/2027	\$24,639,750.00	\$24,015,989.75	\$623,760.25	2.60%	N/A AA1	0.0000
9128282A7	US TREASURY NOTE DTD 08/15/16 1.500 08/15/2026	10,000,000.0000	08/15/2026	\$9,935,100.00	\$9,204,687.50	\$730,412.50	7.94%	N/A AA1	0.0000
9128282R0	US TREASURY NOTE DTD 08/15/17 2.250 08/15/2027	15,000,000.0000	08/15/2027	\$14,697,600.00	\$14,428,125.00	\$269,475.00	1.87%	N/A AA1	0.0000
9128283F5	US TREASURY NOTE DTD 11/15/17 2.250 11/15/2027	15,000,000.0000	11/15/2027	\$14,637,300.00	\$14,651,151.00	(\$13,851.00)	(0.09%)	N/A AA1	0.0000
9128283W8	US TREASURY NOTE DTD 02/15/18 2.750 02/15/2028	30,000,000.0000	02/15/2028	\$29,412,900.00	\$29,611,644.00	(\$198,744.00)	(0.67%)	N/A AA1	0.0000
9128284N7	US TREASURY NOTE DTD 05/15/18 2.875 05/15/2028	15,000,000.0000	05/15/2028	\$14,701,800.00	\$14,790,180.00	(\$88,380.00)	(0.60%)	N/A AA1	0.0000
9128285M8	US TREASURY NOTE DTD 11/15/18 3.125 11/15/2028	15,000,000.0000	11/15/2028	\$14,718,150.00	\$14,854,930.50	(\$136,780.50)	(0.92%)	N/A AA1	0.0000
Total US TREASURY NOTES AND BONDS		1,370,000,000.0000		\$1,364,793,500.00	\$1,355,630,326.17	\$9,163,173.83	0.68%		0.0000

GOVERNMENT AGENCY

FHLMC

3134HCWT2	FEDERAL HOME LOAN MORTGAGE CORP MEDIUM TERM NOTE	25,000,000.0000	02/26/2029	\$24,722,000.00	\$25,000,000.00	(\$278,000.00)	(1.11%)	AA+ AA1	0.0000
-----------	--	-----------------	------------	-----------------	-----------------	----------------	---------	------------	--------

FNMA

3135GOQ22	FED NATL MTG ASSN DTD 09/27/16 1.875 09/24/2026	35,000,000.0000	09/24/2026	\$34,740,300.00	\$34,400,700.00	\$339,600.00	0.99%	AA+ AA1	0.0000
-----------	---	-----------------	------------	-----------------	-----------------	--------------	-------	------------	--------

OTHER GOVERNMENT/AGENCY

3130AXU63	FEDERAL HOME LOAN BANK DTD 11/17/2023 4.625% 11/17/2026	10,000,000.0000	11/17/2026	\$10,048,900.00	\$9,982,300.00	\$66,600.00	0.67%	AA+ AA1	0.0000
-----------	---	-----------------	------------	-----------------	----------------	-------------	-------	------------	--------

Asset ID	Asset description	Units	Maturity Date	Market Value	Fed Tax Cost	Gain/Loss Amount	Percent	S&P/ Moody's Rating	Encumbered Units
3130B6R24	FEDERAL HOME LOAN BANK DTD 06/13/2025 3.875% 06/04/2027	25,000,000.0000	06/04/2027	\$25,012,500.00	\$24,960,400.00	\$52,100.00	0.21%	AA+ AA1	0.0000
3130B8WH1	FEDERAL HOME LOAN BANK DTD 12/12/2025 3.610% 11/29/2028	25,000,000.0000	11/29/2028	\$24,739,000.00	\$25,000,000.00	(\$261,000.00)	(1.04%)	AA+ AA1	0.0000
3133EPK79	FEDERAL FARM CREDIT BANK DTD 12/07/2023 4.375% 12/07/2026	10,000,000.0000	12/07/2026	\$10,032,800.00	\$9,993,200.00	\$39,600.00	0.40%	AA+ AA1	0.0000
3133EPMU6	FEDERAL FARM CREDIT BANK DTD 06/15/2023 4.250% 06/15/2026	10,000,000.0000	06/15/2026	\$10,005,100.00	\$9,985,200.00	\$19,900.00	0.20%	AA+ AA1	0.0000
3133EP4U6	FEDERAL FARM CREDIT BANK DTD 03/08/2024 4.375% 03/08/2027	15,000,000.0000	03/08/2027	\$15,079,500.00	\$14,955,630.00	\$123,870.00	0.83%	AA+ AA1	0.0000
3133EP6K6	FEDERAL FARM CREDIT BANK DTD 03/26/2024 4.500% 03/26/2027	50,000,000.0000	03/26/2027	\$50,281,500.00	\$49,779,650.00	\$501,850.00	1.01%	AA+ AA1	0.0000
3133ERGT2	FEDERAL FARM CREDIT BANK DTD 06/11/2024 4.500% 06/11/2027	30,000,000.0000	06/11/2027	\$30,219,300.00	\$29,975,017.20	\$244,282.80	0.81%	AA+ AA1	0.0000
3133ERJS1	FEDERAL FARM CREDIT BANK DTD 06/25/2024 4.560% 01/07/2027	25,000,000.0000	01/07/2027	\$25,118,250.00	\$25,000,000.00	\$118,250.00	0.47%	AA+ AA1	0.0000
3133ERKM2	FEDERAL FARM CREDIT BANK DTD 07/08/2024 4.500% 07/08/2027	25,000,000.0000	07/08/2027	\$25,190,750.00	\$24,946,125.00	\$244,625.00	0.98%	AA+ AA1	0.0000
3133ERKQ3	FEDERAL FARM CREDIT BANK DTD 07/08/2024 4.690% 06/25/2026	25,000,000.0000	06/25/2026	\$25,032,750.00	\$25,009,722.50	\$23,027.50	0.09%	AA+ AA1	0.0000
3133ERNE7	FEDERAL FARM CREDIT BANK DTD 08/05/2024 4.375% 08/05/2026	25,000,000.0000	08/05/2026	\$25,041,000.00	\$25,168,415.00	(\$127,415.00)	(0.51%)	AA+ AA1	0.0000
3133ERP70	FEDERAL FARM CREDIT BANK DTD 12/27/2024 4.250% 12/27/2027	25,000,000.0000	12/27/2027	\$25,159,000.00	\$24,930,730.00	\$228,270.00	0.92%	AA+ AA1	0.0000
3133ERQH7	FEDERAL FARM CREDIT BANK DTD 08/19/2024 4.100% 07/29/2026	25,000,000.0000	07/29/2026	\$25,020,250.00	\$25,005,132.00	\$15,118.00	0.06%	AA+ AA1	0.0000

Asset ID	Asset description	Units	Maturity Date	Market Value	Fed Tax Cost	Gain/Loss Amount	Percent	S&P/ Moody's Rating	Encumbered Units
3133ETMV6	FEDERAL FARM CREDIT BANK DTD 06/25/2025 3.750% 06/25/2027	27,000,000.0000	06/25/2027	\$26,976,510.00	\$26,979,396.30	(\$2,886.30)	(0.01%)	AA+ AA1	0.0000
3133ETM95	FEDERAL FARM CREDIT BANK DTD 10/27/2025 3.375% 10/27/2027	25,000,000.0000	10/27/2027	\$24,809,250.00	\$24,883,250.00	(\$74,000.00)	(0.30%)	AA+ AA1	0.0000
Total GOVERNMENT AGENCY		437,000,000.0000		\$437,228,660.00	\$435,954,868.00	\$1,273,792.00	0.29%		0.0000

CORPORATE BONDS

FOREIGN GOVERNMENT BONDS

459058GE7	INTL BK RECON & DEVELOP DTD 11/22/17 2.500 11/22/2027	25,000,000.0000	11/22/2027	\$24,464,750.00	\$23,867,500.00	\$597,250.00	2.50%	N/A AAA	0.0000
459058JZ7	INTL BK RECON & DEVELOP DTD 09/13/21 1.125 09/13/2028	50,000,000.0000	09/13/2028	\$46,864,000.00	\$46,956,500.00	(\$92,500.00)	(0.20%)	AAA AAA	0.0000
45950KCX6	INTL FINANCE CORP DTD 09/08/21 0.750 10/08/2026	25,000,000.0000	10/08/2026	\$24,665,000.00	\$22,557,745.00	\$2,107,255.00	9.34%	AAA AAA	0.0000

CORPORATE BONDS

023135CS3	AMAZON COM INC DTD 11/20/2025 3.900% 11/20/2028	25,000,000.0000	11/20/2028	\$24,837,500.00	\$25,090,250.00	(\$252,750.00)	(1.01%)	AA A1	0.0000
166756AZ9	CHEVRON USA INC DTD 02/26/2025 4.405% 02/26/2027	18,311,000.0000	02/26/2027	\$18,388,089.31	\$18,459,135.99	(\$71,046.68)	(0.38%)	AA- AA2	0.0000
166756BB1	CHEVRON USA INC DTD 02/26/2025 4.475% 02/26/2028	10,000,000.0000	02/26/2028	\$10,061,100.00	\$10,165,710.00	(\$104,610.00)	(1.03%)	AA- AA2	0.0000
4581X0CY2	INTER-AMERICAN DEVEL BANK DTD 07/07/2017 2.375% 07/07/2027	22,414,000.0000	07/07/2027	\$22,012,341.12	\$21,092,336.08	\$920,005.04	4.36%	N/A AAA	0.0000
4581X0EK0	INTER AMERICAN DEV BANK DTD 07/06/2023 4.500% 05/15/2026	71,125,000.0000	05/15/2026	\$71,141,358.75	\$70,943,865.23	\$197,493.52	0.28%	AAA AAA	0.0000
459058FT5	INTL BANK RECON & DEVELOPMENT DTD 10/27/2016 1.875% 10/27/2026	20,000,000.0000	10/27/2026	\$19,808,200.00	\$19,132,000.00	\$676,200.00	3.53%	AAA AAA	0.0000
459058KJ1	INTL BK RECON & DEVELOP DTD 07/19/2022 3.125% 06/15/2027	25,000,000.0000	06/15/2027	\$24,777,750.00	\$24,376,225.00	\$401,525.00	1.65%	AAA AAA	0.0000

Asset ID	Asset description	Units	Maturity Date	Market Value	Fed Tax Cost	Gain/Loss Amount	Percent	S&P/ Moody's Rating	Encumbered Units
459058LK7	INTL BANK RECON & DEVELOPMENT DTD 08/27/2024 4.000% 08/27/2026	25,000,000.0000	08/27/2026	\$25,008,500.00	\$25,053,900.00	(\$45,400.00)	(0.18%)	AAA AAA	0.0000
45950KDK3	INTL FIN CORP MEDIUM TERM NOTE	30,000,000.0000	01/21/2028	\$30,281,100.00	\$30,169,710.00	\$111,390.00	0.37%	AAA AAA	0.0000
45950VTA4	INTL FINANCE CORP MEDIUM TERM NOTE	40,000,000.0000	07/10/2026	\$40,011,600.00	\$39,775,680.00	\$235,920.00	0.59%	AAA AAA	0.0000
45950VTP1	INTL FINANCE CORP MEDIUM TERM NOTE	25,000,000.0000	07/29/2027	\$24,869,750.00	\$25,000,000.00	(\$130,250.00)	(0.52%)	AAA AAA	0.0000
713448GA0	PEPSICO INC DTD 02/07/2025 4.450% 02/07/2028	14,000,000.0000	02/07/2028	\$14,106,960.00	\$14,205,408.00	(\$98,448.00)	(0.69%)	A+ A1	0.0000
931142EM1	WALMART INC DTD 04/23/2019 3.050% 07/08/2026	22,000,000.0000	07/08/2026	\$21,967,220.00	\$21,606,574.00	\$360,646.00	1.67%	AA AA2	0.0000
INDUSTRIAL									
023135BX3	AMAZON.COM INC DTD 05/12/21 1.000 05/12/2026	20,000,000.0000	05/12/2026	\$19,981,800.00	\$18,162,000.00	\$1,819,800.00	10.02%	AA A1	0.0000
037833CR9	APPLE INC DTD 05/11/17 3.200 05/11/2027	5,000,000.0000	05/11/2027	\$4,967,550.00	\$4,793,305.00	\$174,245.00	3.64%	AA+ AAA	0.0000
037833DB3	APPLE INC DTD 09/12/17 2.900 09/12/2027	35,000,000.0000	09/12/2027	\$34,512,100.00	\$34,329,240.00	\$182,860.00	0.53%	AA+ AAA	0.0000
17275RBL5	CISCO SYSTEMS INC DTD 09/20/16 2.500 09/20/2026	25,000,000.0000	09/20/2026	\$24,870,500.00	\$24,721,000.00	\$149,500.00	0.60%	AA- A1	0.0000
191216CE8	COCA-COLA CO/THE DTD 05/25/17 2.900 05/25/2027	19,588,000.0000	05/25/2027	\$19,374,099.04	\$19,391,258.13	(\$17,159.09)	(0.09%)	A+ A1	0.0000
22160KAN5	COSTCO WHOLESALE CORP DTD 04/20/20 1.375 06/20/2027	49,930,000.0000	06/20/2027	\$48,530,961.40	\$46,378,339.19	\$2,152,622.21	4.64%	AA AA3	0.0000
594918BR4	MICROSOFT CORP DTD 08/08/16 2.400 08/08/2026	25,000,000.0000	08/08/2026	\$24,893,250.00	\$24,652,025.00	\$241,225.00	0.98%	AAA AAA	0.0000
594918BY9	MICROSOFT CORP DTD 02/06/17 3.300 02/06/2027	10,000,000.0000	02/06/2027	\$9,953,000.00	\$9,680,400.00	\$272,600.00	2.82%	AAA AAA	0.0000
742718FG9	PROCTER & GAMBLE CO/THE DTD 03/25/20 2.800 03/25/2027	25,000,000.0000	03/25/2027	\$24,757,750.00	\$24,775,100.00	(\$17,350.00)	(0.07%)	AA- AA3	0.0000
931142ER0	WALMART INC DTD 09/17/21 1.050 09/17/2026	20,000,000.0000	09/17/2026	\$19,785,600.00	\$18,036,740.00	\$1,748,860.00	9.70%	AA AA2	0.0000
Total CORPORATE BONDS		682,368,000.0000		\$674,891,829.62	\$663,371,946.62	\$11,519,883.00	1.74%		0.0000

CORPORATE STRIPPED/ZERO COUPON

Asset ID	Asset description	Units	Maturity Date	Market Value	Fed Tax Cost	Gain/Loss Amount	Percent	S&P/ Moody's Rating	Encumbered Units
CORPORATE BONDS									
459053WJ9	INTL BK RECON & DEVELOP DTD 05/05/2025 ZERO CPN 05/04/2026	25,000,000.0000	05/04/2026	\$24,990,000.00	\$24,478,187.50	\$511,812.50	2.09%	N/A N/A	0.0000
Total CORPORATE STRIPPED/ZERO COUPON		25,000,000.0000		\$24,990,000.00	\$24,478,187.50	\$511,812.50	2.09%		0.0000
POOLED FUNDS									
NON-PROPRIETARY CTF AND CIF									
932991359	CAMP CASH RESERVE PORTFOLIO *REF FOR REFERENCE ONLY	20,000,000.0000		\$20,000,000.00	\$20,000,000.00	\$0.00	0.00%		0.0000
932991433	CALTRUST FOR REFERENCE ONLY	25,000,000.0000		\$25,000,000.00	\$25,000,000.00	\$0.00	0.00%		0.0000
Total POOLED FUNDS		45,000,000.0000		\$45,000,000.00	\$45,000,000.00	\$0.00	0.00%		0.0000
OTHER ASSETS									
OTHER MISCELLANEOUS									
MS6232818	CA LAIF STATE OF CALIFORNIA INVESTMENT FD	55,000,000.0000		\$55,000,000.00	\$55,000,000.00	\$0.00	0.00%		0.0000
Total OTHER ASSETS		55,000,000.0000		\$55,000,000.00	\$55,000,000.00	\$0.00	0.00%		0.0000
TIME DEP & MARKETABLE CDS									
CORPORATE BONDS									
05252WXX4	ANZ GROUP HOLDINGS LTD CERTIFICATE OF DEPOSIT	25,000,000.0000	06/29/2026	\$24,995,500.00	\$25,002,947.50	(\$7,447.50)	(0.03%)	N/A	0.0000
05252WXR9	ANZ GROUP HOLDINGS CERTIFICATE OF DEPOSIT	25,000,000.0000	09/29/2026	\$24,987,000.00	\$25,003,015.00	(\$16,015.00)	(0.06%)	N/A	0.0000
05252WXV0	ANZ GROUP HOLDINGS LTD CERTIFICATE OF DEPOSIT	25,000,000.0000	12/17/2026	\$25,000,250.00	\$25,003,503.95	(\$3,253.95)	(0.01%)	N/A	0.0000
05252WXW8	ANZ GROUP HOLDINGS LTD CERTIFICATE OF DEPOSIT	25,000,000.0000	12/14/2026	\$24,997,750.00	\$25,003,385.00	(\$5,635.00)	(0.02%)	N/A	0.0000
05252WXY4	ANZ GROUP HOLDINGS LTD CERTIFICATE OF DEPOSIT	25,000,000.0000	12/29/2026	\$25,015,750.00	\$25,005,625.00	\$10,125.00	0.04%	N/A	0.0000
05252WYC1	ANZ GROUP HOLDINGS LTD CERTIFICATE OF DEPOSIT	30,000,000.0000	01/28/2027	\$30,000,000.00	\$30,006,687.00	(\$6,687.00)	(0.02%)	N/A	0.0000
06418NNJ7	BANK OF NOVA SCOTIA CERTIFICATE OF DEPOSIT	40,000,000.0000	11/24/2026	\$39,950,400.00	\$40,002,884.00	(\$52,484.00)	(0.13%)	N/A	0.0000
06418NPS5	BANK NOVA SCOTIA CERTIFICATE OF DEPOSIT	25,000,000.0000	10/19/2026	\$25,008,000.00	\$25,001,405.00	\$6,595.00	0.03%	N/A	0.0000
06418NPW6	BANK OF NOVA SCOTIA CERTIFICATE OF DEPOSIT	25,000,000.0000	01/28/2027	\$25,008,500.00	\$25,001,996.25	\$6,503.75	0.03%	N/A	0.0000

Asset ID	Asset description	Units	Maturity Date	Market Value	Fed Tax Cost	Gain/Loss Amount	Percent	S&P/ Moody's Rating	Encumbered Units
13606DLK6	CANADIAN IMPERIAL BANK CERTIFICATE OF DEPOSIT	25,000,000.0000	05/28/2026	\$25,010,250.00	\$25,004,585.00	\$5,665.00	0.02%	N/A	0.0000
13606DLL4	CANADIAN IMPERIAL BK COMM NY BRH IN CERTIFICATE OF DEPOSIT	25,000,000.0000	05/28/2026	\$25,008,500.00	\$25,009,027.50	(\$527.50)	(0.00%)	N/A	0.0000
21684X7K6	COOPERATIEVE RABOBANK CERTIFICATE OF DEPOSIT	25,000,000.0000	12/29/2026	\$25,004,000.00	\$25,001,794.00	\$2,206.00	0.01%	N/A	0.0000
22536WNE2	CREDIT INDUSTRIAL ET COM CERTIFICATE OF DEPOSIT	25,000,000.0000	07/30/2026	\$24,997,750.00	\$25,003,710.00	(\$5,960.00)	(0.02%)	N/A	0.0000
22536WNG7	CREDIT INDUSTRIAL ET COM CERTIFICATE OF DEPOSIT	25,000,000.0000	05/28/2026	\$25,004,500.00	\$25,000,000.00	\$4,500.00	0.02%	N/A	0.0000
22536WNN2	CREDIT INDL CERTIFICATE OF DEPOSIT	25,000,000.0000	05/28/2026	\$25,004,500.00	\$25,001,325.00	\$3,175.00	0.01%	N/A	0.0000
23345HVM7	DNB BANK CERTIFICATE OF DEPOSIT	25,000,000.0000	09/29/2026	\$24,979,500.00	\$25,001,804.50	(\$22,304.50)	(0.09%)	N/A	0.0000
23345HWK0	DNB BANK CERTIFICATE OF DEPOSIT	25,000,000.0000	12/29/2026	\$24,960,750.00	\$25,002,248.75	(\$41,498.75)	(0.17%)	N/A	0.0000
23345HWP9	DNB BANK ASA CERTIFICATE OF DEPOSIT	35,000,000.0000	11/19/2026	\$34,955,200.00	\$35,000,000.00	(\$44,800.00)	(0.13%)	N/A	0.0000
23345HXA1	DNB BANK ASA NEW YORK BRH CERTIFICATE OF DEPOSIT	50,000,000.0000	02/25/2027	\$50,023,500.00	\$50,008,635.00	\$14,865.00	0.03%	N/A	0.0000
23345HXF0	DNB BANK CERTIFICATE OF DEPOSIT	35,000,000.0000	11/25/2026	\$35,018,900.00	\$35,002,306.50	\$16,593.50	0.05%	N/A	0.0000
65558WLV8	NORDEA BANK ABP CERTIFICATE OF DEPOSIT	25,000,000.0000	05/07/2026	\$25,002,000.00	\$25,004,155.00	(\$2,155.00)	(0.01%)	N/A	0.0000
65558WNT1	NORDEA BANK CERTIFICATE OF DEPOSIT	25,000,000.0000	07/30/2026	\$24,994,250.00	\$25,004,220.75	(\$9,970.75)	(0.04%)	N/A	0.0000
65558WNZ7	NORDEA BANK CERTIFICATE OF DEPOSIT	25,000,000.0000	07/29/2026	\$24,998,750.00	\$25,004,112.50	(\$5,362.50)	(0.02%)	N/A	0.0000
65558WRK6	NORDEA BANK CERTIFICATE OF DEPOSIT	25,000,000.0000	07/13/2026	\$24,994,750.00	\$25,001,420.30	(\$6,670.30)	(0.03%)	N/A	0.0000
65558WUX4	NORDEA BANK ABP CERTIFICATE OF DEPOSIT	50,000,000.0000	03/30/2027	\$49,998,500.00	\$50,004,740.00	(\$6,240.00)	(0.01%)	N/A	0.0000
78015JTY3	ROYAL BANK OF CANADA CERTIFICATE OF DEPOSIT	25,000,000.0000	07/29/2026	\$24,998,750.00	\$25,000,000.00	(\$1,250.00)	(0.01%)	N/A	0.0000
78015JT49	ROYAL BANK OF CANADA CERTIFICATE OF DEPOSIT	25,000,000.0000	06/29/2026	\$25,004,250.00	\$25,000,000.00	\$4,250.00	0.02%	N/A	0.0000
78015JVG9	ROYAL BANK CANADA CERTIFICATE OF DEPOSIT	40,000,000.0000	06/29/2026	\$40,001,600.00	\$40,000,000.00	\$1,600.00	0.00%	N/A	0.0000

Asset ID	Asset description	Units	Maturity Date	Market Value	Fed Tax Cost	Gain/Loss Amount	Percent	S&P/ Moody's Rating	Encumbered Units
78015JVU8	ROYAL BANK OF CANADA CERTIFICATE OF DEPOSIT	40,000,000.0000	08/28/2026	\$39,990,000.00	\$40,000,000.00	(\$10,000.00)	(0.03%)	N/A	0.0000
87019WU45	SWEDBANK SPARBANKEN SVENGE CERTIFICATE OF DEPOSIT	25,000,000.0000	06/26/2026	\$25,001,750.00	\$25,001,853.92	(\$103.92)	(0.00%)	N/A	0.0000
87019WW27	SWEDBANK SPARBANKEN SVENGE CERTIFICATE OF DEPOSIT	25,000,000.0000	06/29/2026	\$24,996,500.00	\$25,001,651.79	(\$5,151.79)	(0.02%)	N/A	0.0000
87019W3J2	SWEDBANK CERTIFICATE OF DEPOSIT	25,000,000.0000	09/29/2026	\$24,985,250.00	\$25,001,500.00	(\$16,250.00)	(0.06%)	N/A	0.0000
89115M4F0	TORONTO DOMINION BANK CERTIFICATE OF DEPOSIT	50,000,000.0000	01/28/2027	\$50,023,500.00	\$50,000,000.00	\$23,500.00	0.05%	N/A	0.0000
96130AG36	WESTPAC BANKING CORP CERTIFICATE OF DEPOSIT	30,000,000.0000	08/20/2026	\$29,984,700.00	\$30,001,956.00	(\$17,256.00)	(0.06%)	N/A	0.0000
96130AK31	WESTPAC BKG CORP CERTIFICATE OF DEPOSIT	25,000,000.0000	04/16/2027	\$24,986,000.00	\$25,015,698.25	(\$29,698.25)	(0.12%)	N/A	0.0000
Total TIME DEP & MARKETABLE CDS		1,025,000,000.0000		\$1,024,891,050.00	\$1,025,108,193.46	(\$217,143.46)	(0.02%)		0.0000
Account 11435100 Total		5,139,368,000.0000		\$5,101,827,789.62	\$5,066,287,310.08	\$35,540,479.54	0.70%		0.0000

END OF REPORT