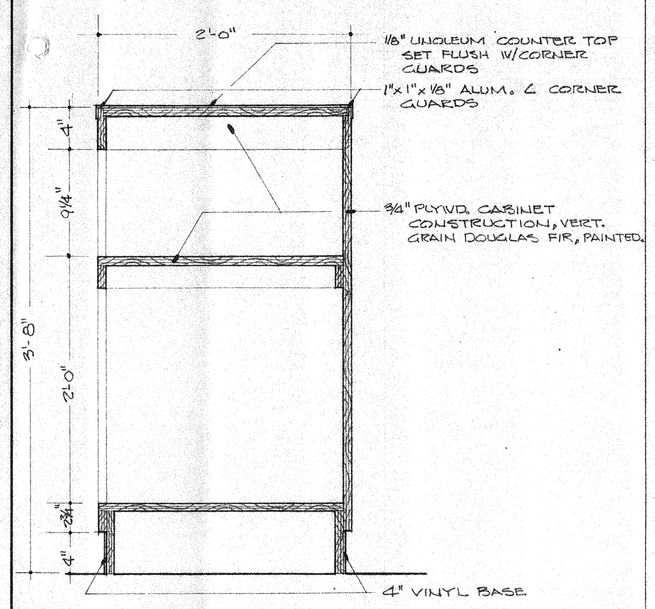

E / 21 RECEIVING RM. COUNTER
1 1/2" = 1'-0"

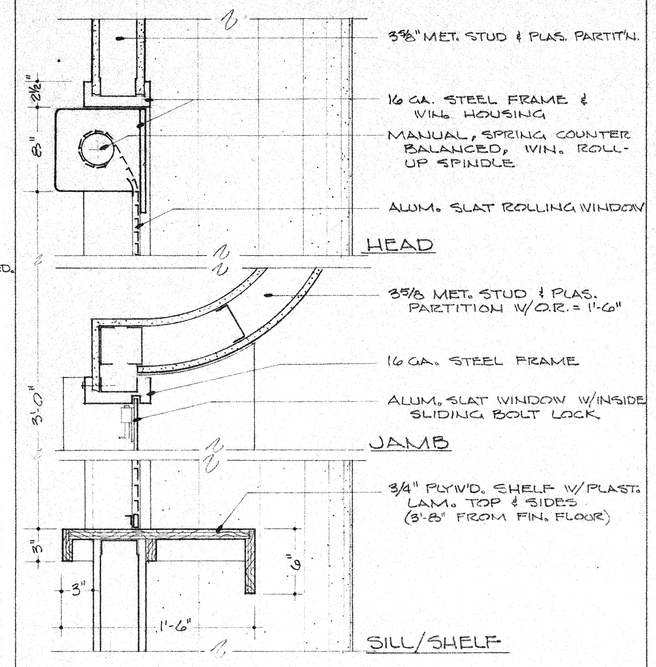

D / 21 SUPPLY RM. PASS WINDOW
1 1/2" = 1'-0"

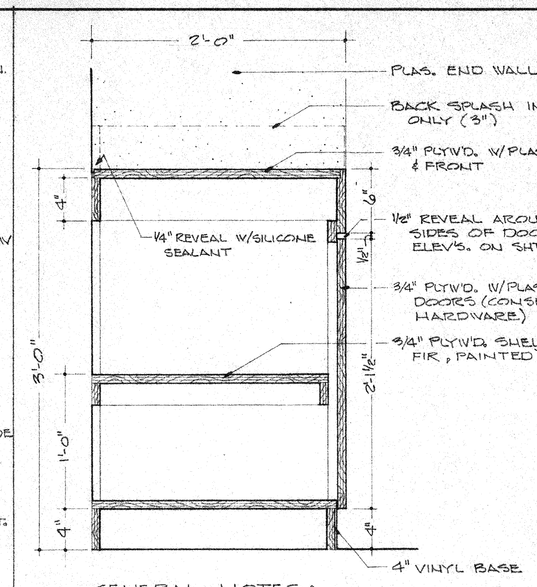

GENERAL NOTES:
1. ALL CONSTRUCTION SHALL BE IN ACCORDANCE WITH W.I.C.
2. ALL DIMENSIONS SHALL BE FIELD CHECKED BEFORE CONSTRUCTION AND INSTALLATION OF CABINET WORK.

C / 21 CABINETS
1 1/2" = 1'-0"

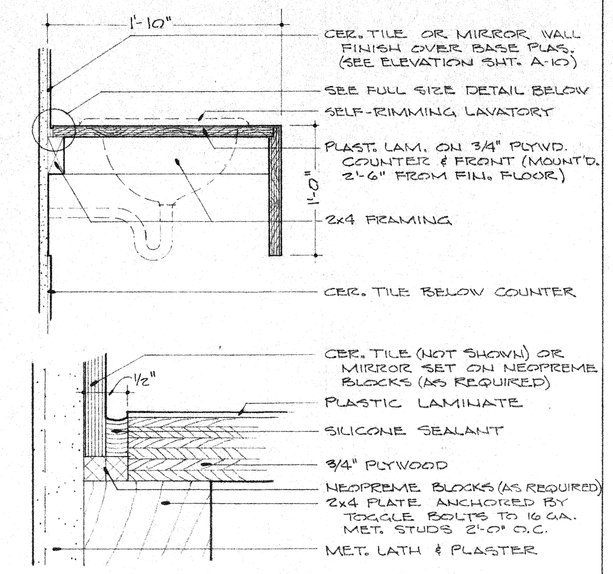

B / 21 LAVATORY SHELF
1 1/2" = 1'-0"

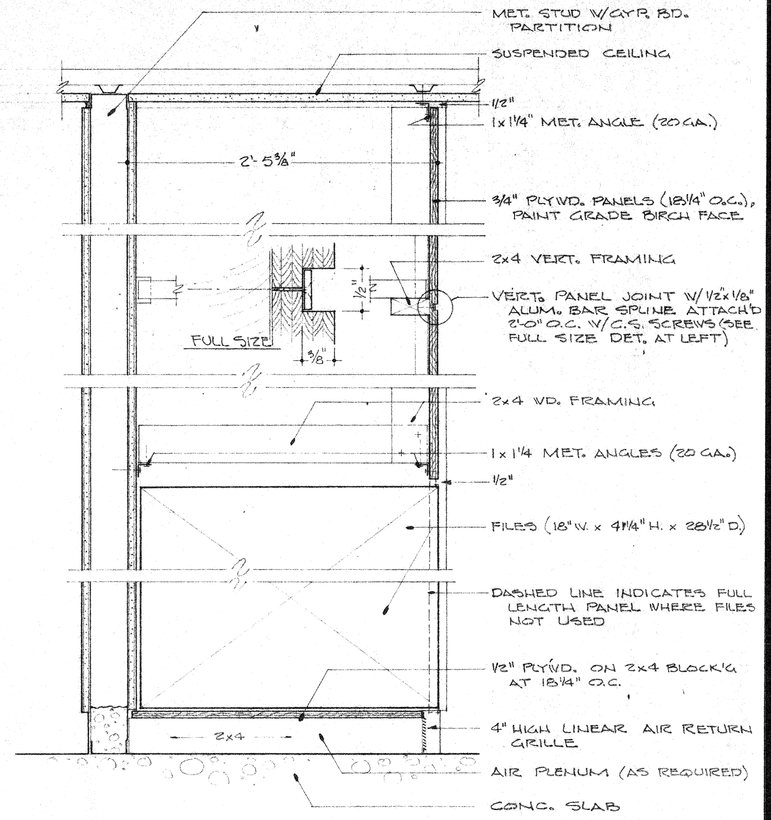

A / 21 FILE WALL SECTION/DETAILS
1 1/2" = 1'-0"

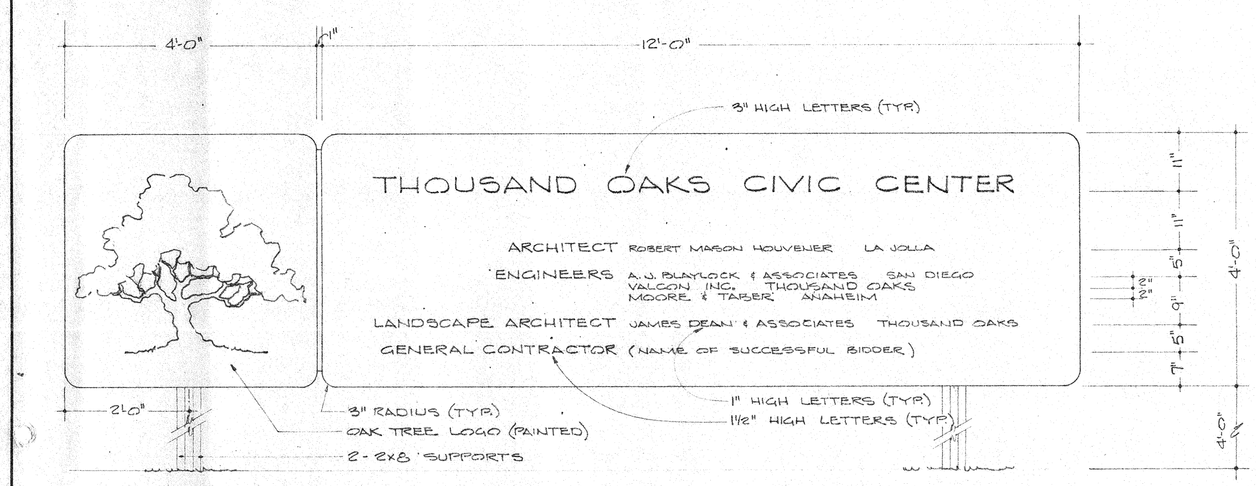

GENERAL NOTES
1. THIS DRAWING SHALL BE GRAPHICALLY REPRODUCED AT FULL SIZE & FINAL LAYOUT APPROVED BY THE ARCHITECT.
2. ALL GRAPHICS SHALL BE PAINTED WITH A DARK COLOR ON A LIGHT BACKGROUND USING 'FOLIO MEDIUM' STYLE LETTERS.
3. THE CONSTRUCTION OF THIS SIGN SHALL BE IN ACCORDANCE WITH CITY ORDINANCES AND BE CAPABLE OF WITHSTANDING THE ELEMENTS FOR THE PERIOD OF BUILDING CONSTRUCTION.
4. IT SHALL BE ERECTED WITHIN 30 DAYS OF SIGNING OF CONST. CONTRACT.

P / 21 PROJECT SIGN
3/4" = 1'-0"

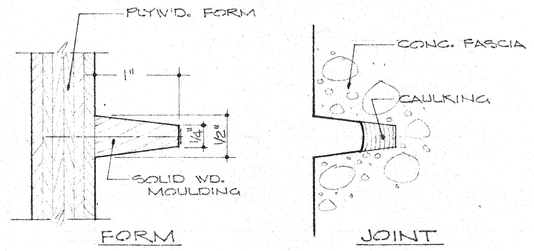

N / 21 FASCIA CONTROL JOINT
FULL SIZE

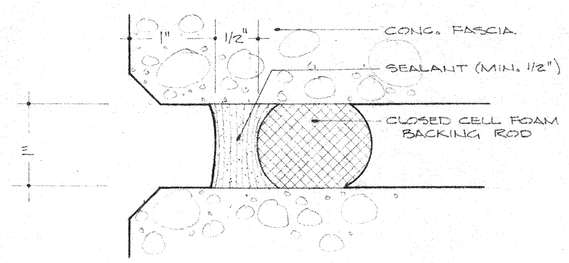

O / 21 CONSTRUCTION JOINT
FULL SIZE

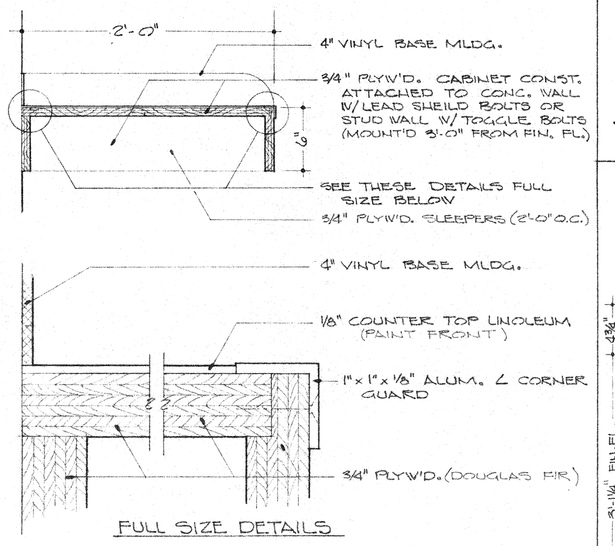

H / 21 SOILS LAB COUNTER
1 1/2" = 1'-0"

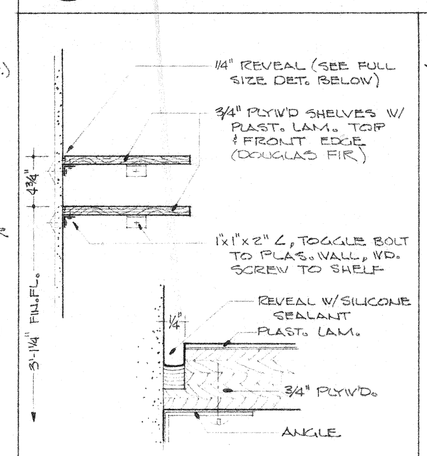

G / 21 TELE. BOOTH SHELF
1 1/2" = 1'-0"

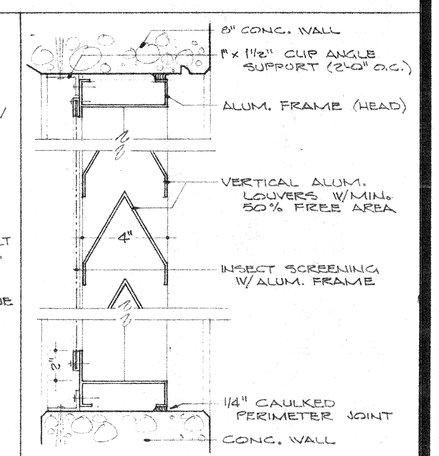

F / 21 INTAKE LOUVERS
3" = 1'-0"

GENERAL NOTE:
ALL APPLIED HARDWOOD STRIPS SHALL BE MILLED FROM CUSTOM GRADE TEAK IN ACCORDANCE WITH W.I.C 'MANUAL OF MILLWORK.'

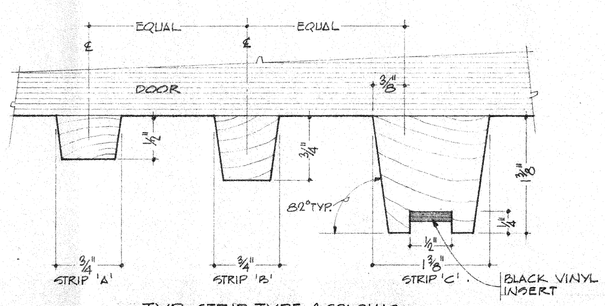

TYP. STRIP TYPE & SPACING
FULL SIZE HARDWOOD STRIPS

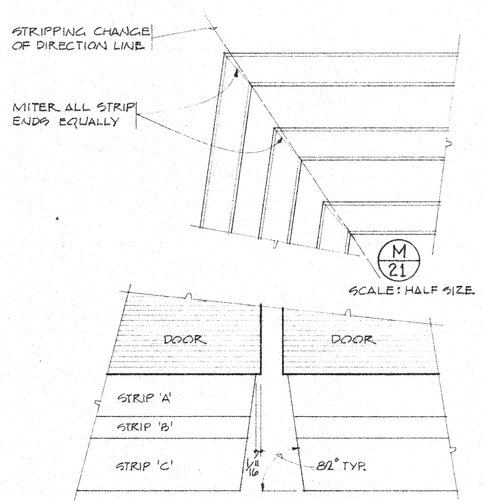

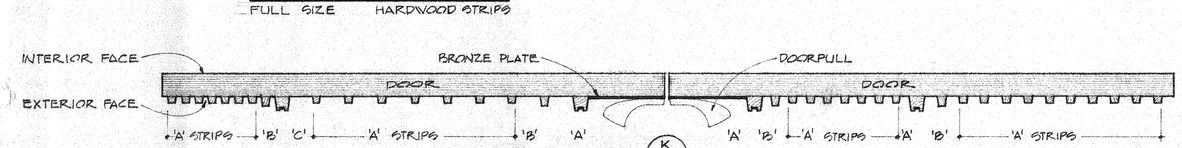

SECTION K / 21
SCALE: 1 1/2" = 1'-0"

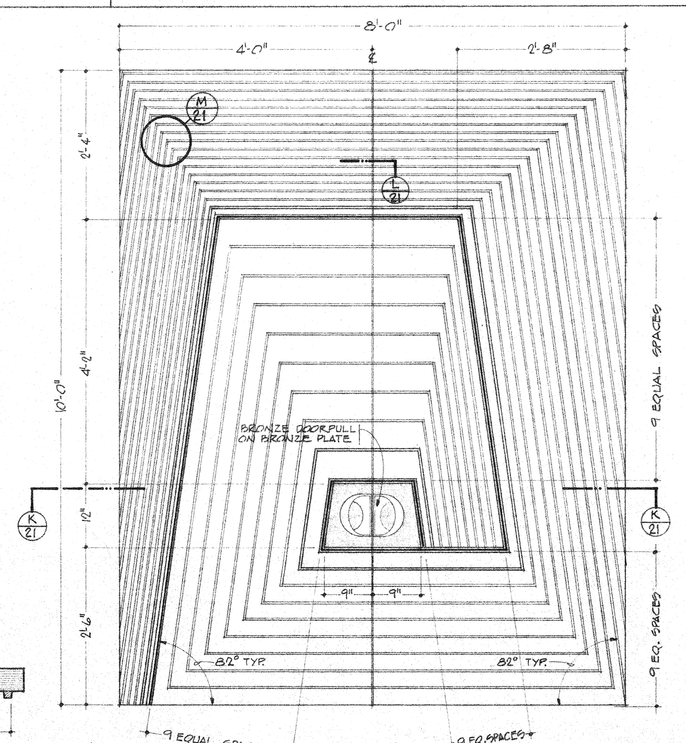

EXT. ELEV.
SCALE: 3/4" = 1'-0"

ENTRY DOORS #83 AND #84 - DET. J / 21
DOOR #83 SHOWN - DOOR #84 SIMILAR BUT REVERSED

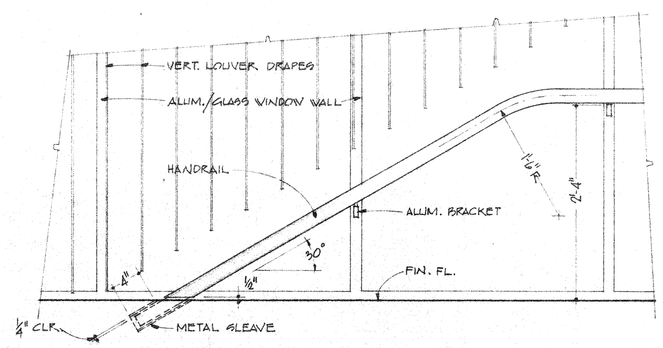

RAILING FLOOR RETURN
1" = 1'-0"

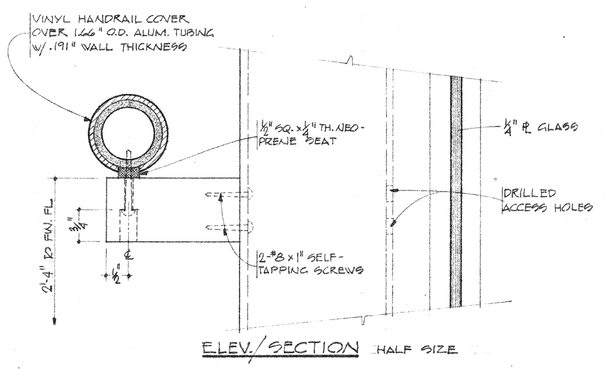

ELEV./SECTION HALF SIZE

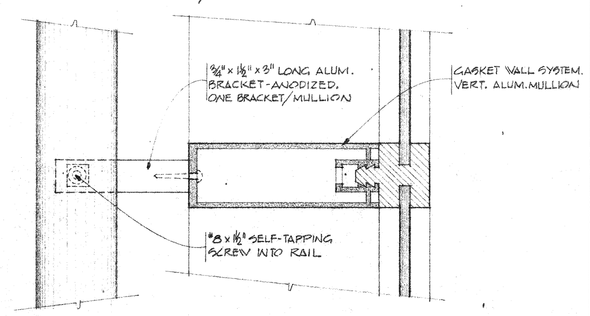

PLAN HALF SIZE

WINDOW WALL RAILING DET. I / 21
SEE DET. U/14 FOR CONDITION @ CORNER MULLION

ROBERT MASON HOUVENER ARCHITECT
7760 HERSCHEL AVENUE LA JOLLA, CALIFORNIA 92037 TELE. 714/459-4865

CIVIC CENTER
CITY OF THOUSAND OAKS, CALIFORNIA

DETAILS - CABINET WORK & MISC.

REVISIONS:

A 21
SHT. 39